SOUTH TARANAKI DISTRICT COUNCIL

Eltham-Kaponga Community Board Agenda

Tuesday 10 March 2020

Taumata Recreation Centre, Preston Street, Eltham 10.30 am

South Taranaki
Alive with opportunity

South Taranaki District Council

Governance Information

Committee Members

Mrs Karen Cave
Ms Sonya Douds
Mr Alan Hawkes
Mr Lindsay Maindonald

Councillor Steffy Mackay

Roles of Community Boards

Community Boards are set up under Section 49 of the Local Government Act 2002 (LGA 2002) and their role is detailed under section 52 of the LGA 2002 to:

- Represent and act as advocates for the interests of their community;
- Consider and report on all matters referred to it by the Council or any matter of interest or concern to the Community Board;
- Make an annual submission to the Council on expenditure within the community;
- Maintain an overview of services provided by the Council within the community;
- Act as a channel of communication between the community and Council;
- Undertake any other responsibilities delegated by the Council.

Health and Safety Message

In the event of an emergency, please follow the instructions of Council staff.

If there is an earthquake – drop, cover and hold where possible. Please remain where you are until further instruction is given.

Conflicts of Interest

Members are reminded of the need to be vigilant to stand aside from decision making when a conflict arises between their role as an elected member and any private or other external interest they might have.

Eltham-Kaponga Community Board – 10 March 2020

Karakia Timatanga

1. Apologies

2. Open Forum and Presentations

2.1 Eltham Hydras Community Gym – Colin Smith
2.2 Central Taranaki Safe Community Trust – Di Gleeson

3. Confirmation of Minutes

3.1 Eltham-Kaponga Community Board 27 January 2020 ..... Page 7

4. Funding Applications

4.1 Eltham RSA – ANZAC Day Traffic Management ..... Page 13
4.2 Eltham Community Development Group – Pavers for Bridger Park ..... Page 17
4.3 Eltham & Districts Historical Society – Purchase computer for reception area ... Page 21

5. Reports

5.1 Eltham Town Clock ..... Page 25

6. Matters Arising

6.1 List printed on 03 March 2020 ..... Page 28

7. Information Reports

7.1 Community Development Activity Report ..... Page 30
7.2 District LibraryPlus Report – October to December 2019 ..... Page 38
7.3 Eltham-Kaponga Facilities Usage Report - 2019/20 ..... Page 44

Next Meeting Date: Monday 10 March 2020 - Taumata Recreation Centre, Preston Street, Eltham
Elected Members Deadline: 25 February 2020

1. Apologies

Leave of Absence

The Board may grant a member leave of absence following an application from that member. Leave of absences will be held in the Public Excluded section of the meeting.

2. Open Forum and Presentations

2.1 Eltham Hydras Community Gym – Colin Smith

2.2 Central Taranaki Safe Community Trust – Di Gleeson

The Council has set aside time for members of the public to speak in the public forum at the commencement of each Council, Committee and Community Board meeting (up to 10 minutes per person/organisation) when these meetings are open to the public. Permission of the Mayor or Chairperson is required for any person wishing to speak at the public forum.

South Taranaki District Council

Board Minutes

To	Eltham-Kaponga Community Board
Date	10 March 2020
Subject	**Eltham-Kaponga Community Board – 27 January 2020**

(This report shall not be construed as policy until adopted by full Council)

Executive Summary

1. The Eltham-Kaponga Community Board met on 27 January 2020. The Eltham-Kaponga Community Board is being asked to confirm their minutes from 27 January 2020 as a true and correct record.

Recommendation

THAT the Eltham-Kaponga Community Board adopts the minutes from their meeting held on 27 January 2020 be confirmed as a true and correct record.

Discussion

2. Officers will include additional commentary if required.

5

Eltham-Kaponga Community Board

Minutes of the Ordinary Meeting of the Eltham-Kaponga Community Board held in the Kaponga War Memorial Hall, Victoria Street, Kaponga on Monday 27 January 2020, commencing at 10.30 am.

PRESENT: Karen Cave (Chairperson), Sonya Douds, Lindsay Maindonald and Councillor Steffy Mackay.

IN ATTENDANCE: Mayor Phil Nixon, Councillor Mark Bellringer, Marianne Archibald (Group Manager Corporate Services), Liam Dagg (Group Manager Environmental Services), Fiona Greenhill (Group Manager Community and Infrastructure Services), Claire Symes (Community Development Manager), Sara Dymond (Governance Officer) and two members of the public.

APOLOGIES: Alan Hawkes.

RESOLUTION **(Cr Mackay/Ms Douds)**

01/20 EL **THAT the apology from Mr Alan Hawkes be received.**

CARRIED

A moment of silence was held to acknowledge the passing of Joe Hawkes the father of Community Board member, Alan Hawkes.

1 Open Forum and Presentations

1.1 Phillip Cox, Kaponga Rugby Club Vice President

The rubbish bin at the Kaponga Rugby Club (next to the tennis courts) was regularly overflowing with rubbish potentially due to the number of freedom campers using the area. He believed one bin was inadequate and asked if additional bins could be installed or if the bin could be emptied more frequently. Mayor Nixon provided information on Antenno which was an app that could be used to report issues back to the Council.

The Kaponga Rugby Club fields were used regularly by several different sports and activities however their lights were in disrepair. He proposed that the lights at Soldiers Park, Eltham be relocated to Kaponga as they were barely utilised in Eltham.

1.2 Shirley Hazelwood

Several towns in South Taranaki had skateparks for their youth. Ms Hazelwood would like to see one built in Kaponga for their youth. Councillor Mackay used the Eltham Skatepark as an example of a community driven project supported by youth. A large amount of research and fundraising was carried out in conjunction and supported by the Council. She was aware that S.T.A.R.T. Taranaki had been interested in the past and suggested that the Kaponga Progressive Association approach S.T.A.R.T and work in collaboration on a Skatepark project for Kaponga.

At the Kaponga LibraryPlus Ms Hazelwood was unable to enjoy the outdoor space at the back due to their being no wheelchair access. She asked if a ramp could be added to create a slope which would provide access through to the rear.

Horse manure on the footpaths in Kaponga had become an issue for Ms Hazelwood. The owners of the horse causing issues had been notified however the activity continued to occur. Mr Dagg advised that this could be addressed under the Health Act 1956.

1.3 Lindsay Maindonald

Concerns were raised with the erratic driving in Eltham that in some cases had resulted in an accident. Ms Greenhill noted that similar issues had been brought to the Council's attention and the Council's Road Safety and Roading teams were attending a meeting onsite to discuss the issue. Mayor Nixon attended regular meetings with the police where he would raise this. He encouraged people to use Antenno to report issues to the Council.

2 Confirmation of Minutes

2.1 Eltham-Kaponga Community Board Meeting held on 11 November 2019.

RESOLUTION **(Mrs Cave/Cr Mackay)**

02/20 EL **THAT the Eltham-Kaponga Community Board adopts the minutes from the meeting held on 11 November 2019 as a true and correct record.**

CARRIED

3 Funding Application

3.1 Eltham Business Association – Music in the Park

An application was received from the Eltham Business Association for funding to assist with music in the park.

Mr Maindonald sought clarification on whether the event was intended to coincide with the official opening of the entrance. Councillor Mackay explained that funding had been spent to date and additional funding was now being applied for to complete the project. The event would proceed regardless. Mr Maindonald supported the concept however felt the cost was high. He questioned whether there would be the patron to support the event.

Councillor Mackay supported the concept however had concerns that the quotes provided were not actual quotes. She had hoped that the Eltham Business Association would attend the meeting to answer questions and suggested allocating $2,000 towards the music in the park.

RESOLUTION **(Cr Mackay/Ms Douds)**

03/20 EL **THAT the Eltham-Kaponga Community Board allocates $2,000 from their Discretionary Fund to the Eltham Business Association for the music in the park.**

CARRIED

4 Report

4.1 Local Discretionary Fund Criteria Report

This report provided information on the Local Discretionary Fund criteria set by each Community Board and requested that each Board consider whether they needed to update their criteria.

The Board requested an addition to their criteria that the Board would not normally allocate retrospective funding.

RESOLUTION **(Cr Mackay/Ms Douds)**

04/20 EL **THAT the Eltham-Kaponga Community Board confirms any changes to their Local Discretionary Fund Criteria as below:**

• The Board would not normally consider retrospective funding.

CARRIED

5 Information Reports

5.1 Community Development Activity Report

The report updated the Board on progress with community development projects and activities across the District and other items of interest.

In response to how the Pātea River Walkway - Heritage Signage was funded Mrs Symes clarified that this was originally a community project with repairs being funded through Council budgets.

RESOLUTION **(Cr Mackay/Ms Douds)**

05/20 EL **THAT the Eltham-Kaponga Community Board receives the Community Development Activity Report.**

CARRIED

5.2 District LibraryPlus Report – October to December 2019

The report covered the range of library activities and statistics across the District for October to December 2019.

RESOLUTION **(Mrs Cave/Ms Douds)**

06/20 EL **THAT the Eltham-Kaponga Community Board receives the District LibraryPlus Report – October to December 2019.**

CARRIED

5.3 Eltham-Kaponga Facilities Usage Report – 2019/20

The facility usage report summarised the total usage of a range of Council owned assets and services, within the Eltham-Kaponga ward.

It was noted that swimming pool attendance was down compared to the previous summer and whether it was time to consider the changing of seasons.

RESOLUTION **(Cr Mackay/Ms Douds)**

07/20 EL **THAT the Eltham-Kaponga Community Board receives the Eltham Facilities Usage Report – 2019/20.**

CARRIED

The meeting concluded at 11.10 am.

Dated this day of 2020.

……
CHAIRPERSON

Eltham-Kaponga Local Discretionary Fund Application Summary

Please note: completed applications, including attachments, are provided to the Community Board in the Communications Centre within Diligent. Only the application form will appear in the Board Agenda. Please bring the full application from the Communications Centre with you for reference if needed at the Board meeting.

10 March 2020 Eltham - Kaponga Community Board Meeting

LDF Balance	**$12,387.48**			
Applicant	**Project**	**Request**	**Items for consideration**	**Sample Resolutions**
Eltham RSA	ANZAC Day Traffic Management	$1,400		• Approve • Give a lesser amount; or • Decline
Eltham Community Development Group	Purchase pavers for Bridger Park	$6,483.44		• Approve • Give a lesser amount; or • Decline
Eltham & Districts Historical Society	To purchase a computer for the reception area	$1,783.01		• Approve • Give a lesser amount; or • Decline

RECEIVED
13 FEB 2020

31199

[redacted]

-Kaponga Ward
iscretionary Fund
lication Form

4

Eltham-Kaponga Local Discretionary Fund Criteria

The purpose of the Local Discretionary Fund is to fund small projects within the ward that encourage groups with non-profit making or charitable aims to develop services, facilities, amenities or programmes for: recreation and sport; entertainment and amusement; culture and arts; and the general benefit of the community.

This fund should generally be treated as a **LAST** resort after all other attempts to raise funds or obtain assistance have been unsuccessful.

The following are ineligible for funding:
- **Travel costs**
- **Individuals**
- **Gifts**
- **Conference attendance; and**
- **Food or catering costs.**

You will not normally be eligible for funding if you have already received funding from the Eltham-Kaponga Discretionary Fund this financial year (1 July – 30 June).

Attachment Details

You MUST attach the following information:

☑ **A full set of accounts/financial statements and a copy of your most recent bank statement.**

☐ **Evidence you have applied to other funding sources and the results.**

Please make sure you have attached the following information:

☐ **Quotes for your project costs.**

☑ **A bank deposit slip with group's bank account details.**

☑ **Copy of meeting minutes confirming group's approval to apply to this fund.**

IF YOU ARE UNABLE TO PROVIDE ANY OF THE ABOVE, PLEASE GIVE AN EXPLANATION BELOW

(please use a separate sheet if needed)

Section 1 - Applicant Details

Name of group/organisation:	Eltham R.S.A.		
Email Address:			
(**Note:** *all correspondence relating to your application will be sent to this email address in the first instance*)			
Postal Address:	42 Bedford Street, Eltham		
Postcode:	4322	Telephone (day):	06 764 8189
Project		**Amount Requested**	
Anzac Day Traffic Management		$1,400.00	

4

What is the legal status of your group?

☐ Trust ☐ Incorporated Society ☐ Informal Community Committee

Other – Please State: _____

Are you GST Registered: ☐ Yes GST Num: _____ ☐ No

How many members does your group currently have? _____

Contact Details: (Please provide two contacts for your group)

Name:	Llew Eynon
Position:	President
Address:	5 Mills Street Eltham 4322
Phone:	06 764 7210
Email:	llewe@slingshot.co.nz

Name:	Patsy Lawson
Position:	Secretary
Address:	42 Bedford St, Eltham 4322
Phone:	06 764 8189
Email:	

What is the purpose of your group?

Support & Welfare of returned service persons.
Organise get togethers.
Participate in memorial services (Incl. Funerals + Anzac Day)

How is your group normally funded?

Subscriptions and donations

Section 2 – Project Details

Provide a brief project description:

Anzac Day Parade

Project start date: 25 April 2020 **Project end date:** 25 April 2020

Who will benefit from your project and how?

Returned service persons and their families & Public/members of the community

Is consultation required with Māori/local Iwi for your project? Yes ☐ No ☑

If so, how have you undertaken consultation and what feedback was provided?

Section 3 – Financial Details

Project cost details: Applicants who are GST-registered need to provide budget figures that exclude GST. If you are not GST-registered your budget figures need to include GST

Item	Cost
Traffic management of Anzac Day parade. Includes TMP, Labour, and sign & equipment hire.	$
	$
	$
	$
	$
Total Project Cost	$ 1,400.00

Project income details: e.g. project income and other sources of income eg. other grants *(including applications to other community boards)*, donations, discounts on services, own contribution, existing funds, expected fundraising.

Income Source	Confirmed (Yes/No/Awaiting Outcome)	Amount
		$
		$
		$
		$
		$
		$
	Total Funds Available	$

Funding summary:

Total Project Cost	$ 1,400.00
Less/minus Total Funds Available	$
Difference/shortfall	$
Amount requested from Discretionary Fund	$ 1400.00

South Taranaki District Council

Section 4 – Declaration

- We declare that we are a not-for-profit group.

  (A not for profit group does not earn profits for its members. All of the money raised or donated is used in pursuing the group's objectives.)

- The information supplied in this application is correct.
- We certify that any funding received through the Eltham-Kaponga Community Board Discretionary Fund will be used solely for the project or purposes disclosed in our application.
- If this application is successful, we agree to provide any report, receipts or invoices which may be requested and to promote or acknowledge the support of the Community Board at every opportunity.

Please provide two members signatures

Name: Llew Eymon
Signature: L Eymon
Position in group: President
Date: 09/02/2020

Name: Patsy Lawson
Signature: Lawson
Position in group: Sec/Treas
Date: 9/2/2020

Applications close on the following 2020 dates:

Monday 6 January
Monday 17 February
Monday 30 March
Monday 11 May
Monday 22 June
Monday 3 August
Monday 14 September
Monday 27 October

Post: Executive Assistant Community & Infrastructure Services
South Taranaki District Council
Private Bag 902
Hāwera 4640

Email: funding@STDC.govt.nz

INCOMPLETE APPLICATIONS WILL BE RETURNED TO APPLICANT FOR COMPLETION
(please be aware this could delay the consideration/outcome of your application).

LATE APPLICATIONS WILL NOT BE CONSIDERED

South Taranaki
Alive with opportunity

31217

Eltham-Kaponga Ward Local Discretionary Fund Application Form

4

Eltham-Kaponga Local Discretionary Fund Criteria

The purpose of the Local Discretionary Fund is to fund small projects within the ward that encourage groups with non-profit making or charitable aims to develop services, facilities, amenities or programmes for: recreation and sport; entertainment and amusement; culture and arts; and the general benefit of the community.

This fund should generally be treated as a **LAST** resort after all other attempts to raise funds or obtain assistance have been unsuccessful.

RECEIVED
17 FEB 2020
South Taranaki District Council

The following are ineligible for funding:
- **Travel costs**
- **Individuals**
- **Gifts**
- **Conference attendance; and**
- **Food or catering costs.**

You will not normally be eligible for funding if you have already received funding from the Eltham-Kaponga Discretionary Fund this financial year (1 July – 30 June).

Attachment Details

You MUST attach the following information:

☑ **A full set of accounts/financial statements and a copy of your most recent bank statement.**

☐ **Evidence you have applied to other funding sources and the results.**

Please make sure you have attached the following information:

☑ **Quotes for your project costs.**

☑ **A bank deposit slip with group's bank account details.** (See bank statement)

☑ **Copy of meeting minutes confirming group's approval to apply to this fund.**

IF YOU ARE UNABLE TO PROVIDE ANY OF THE ABOVE, PLEASE GIVE AN EXPLANATION BELOW

(please use a separate sheet if needed)

Section 1 - Applicant Details

Name of group/organisation:	Eltham Community Development Group		
Email Address:	etowners@gmail.com		
(**Note:** *all correspondence relating to your application will be sent to this email address in the first instance)*			
Postal Address:	61A Clifford Rd Eltham		
Postcode:	4322	Telephone (day):	027 4764820
Project		**Amount Requested**	
To purchase pavers for Bridger Park entrance		$6483.44	

4

What is the legal status of your group?

☐ Trust ☑ Incorporated Society ☐ Informal Community Committee

Other – Please State: _____

Are you GST Registered: ☐ Yes GST Num: _____ ☑ No

How many members does your group currently have? 7

Contact Details: (Please provide two contacts for your group)

Name:	Jennifer Mack
Position:	Chairperson
Address:	5 Mills St, Eltham
Phone:	06 764 7210
Email:	jennylmack@hotmail.com

Name:	Maree Liddington
Position:	Funding Coordinator
Address:	13 King Edward St, Eltham
Phone:	06 7645221
Email:	alanliddington@xtra.co.nz

What is the purpose of your group?

To work towards the beautification of Eltham township; to improve infrastructure and make the town a better place to live.

How is your group normally funded?

Grants, donations

Section 2 – Project Details

Provide a brief project description:

To pave the new entrance to Bridger Park

Project start date: March 2020 **Project end date:** May 2020

Who will benefit from your project and how?

The whole Eltham community, visitors and residents alike.

Is consultation required with Māori/local Iwi for your project? Yes ☐ No ☑

If so, how have you undertaken consultation and what feedback was provided?

4

Section 3 – Financial Details

Project cost details: Applicants who are GST-registered need to provide budget figures that exclude GST. If you are not GST-registered your budget figures need to include GST

Item	Cost
3000 50mm Terracotta Pavers (Placemakers)	$ 6413.44
Transport 2 @ $35	$ 70.00
Pallets 10 @ $35.00	$ 350.00
	$
	$
Total Project Cost	**$ 6833.44**

Project income details: e.g. project income and other sources of income eg. other grants *(including applications to other community boards)*, donations, discounts on services, own contribution, existing funds, expected fundraising.

Income Source	Confirmed (Yes/No/Awaiting Outcome)	Amount
Funds	✓	$ 350.00
		$
		$
		$
		$
		$
Total Funds Available		**$ 350.00**

Funding summary:

Total Project Cost	$
Less/minus Total Funds Available	$
Difference/shortfall	$
Amount requested from Discretionary Fund	**$ 6483.44**

South Taranaki District Council

Section 4 – Declaration

- We declare that we are a not-for-profit group.

  (A not for profit group does not earn profits for its members. All of the money raised or donated is used in pursuing the group's objectives.)

- The information supplied in this application is correct.

- We certify that any funding received through the Eltham-Kaponga Community Board Discretionary Fund will be used solely for the project or purposes disclosed in our application.

- If this application is successful, we agree to provide any report, receipts or invoices which may be requested and to promote or acknowledge the support of the Community Board at every opportunity.

Please provide two members signatures

Name: Jennifer Mack

Signature: J Mack

Position in group: Chairperson

Date: 13/02/20

Name: Maree Liddington

Signature: M. E. Liddington

Position in group: Funding Coordinator

Date: 13/02/20.

Applications close on the following 2020 dates:

Monday 6 January	Monday 22 June
Monday 17 February	Monday 3 August
Monday 30 March	Monday 14 September
Monday 11 May	Monday 27 October

Post: Executive Assistant Community & Infrastructure Services
South Taranaki District Council
Private Bag 902
Hāwera 4640

Email: funding@STDC.govt.nz

INCOMPLETE APPLICATIONS WILL BE RETURNED TO APPLICANT FOR COMPLETION
(please be aware this could delay the consideration/outcome of your application).

LATE APPLICATIONS WILL NOT BE CONSIDERED

South Taranaki
Alive with opportunity

31220

Eltham-Kaponga Ward Local Discretionary Fund Application Form

4

Eltham-Kaponga Local Discretionary Fund Criteria

The purpose of the Local Discretionary Fund is to fund small projects within the ward that encourage groups with non-profit making or charitable aims to develop services, facilities, amenities or programmes for: recreation and sport; entertainment and amusement; culture and arts; and the general benefit of the community.

This fund should generally be treated as a **LAST** resort after all other attempts to raise funds or obtain assistance have been unsuccessful.

The following are ineligible for funding:
- **Travel costs**
- **Individuals**
- **Gifts**
- **Conference attendance; and**
- **Food or catering costs.**

RECEIVED
18 FEB 2020
South Taranaki District Council

You will not normally be eligible for funding if you have already received funding from the Eltham-Kaponga Discretionary Fund this financial year (1 July – 30 June).

Attachment Details

You MUST attach the following information:

☑ **A full set of accounts/financial statements and a copy of your most recent bank statement.**

☑ **Evidence you have applied to other funding sources and the results.**

Please make sure you have attached the following information:

☐ **Quotes for your project costs.**

☑ **A bank deposit slip with group's bank account details.**

☐ **Copy of meeting minutes confirming group's approval to apply to this fund.**

IF YOU ARE UNABLE TO PROVIDE ANY OF THE ABOVE, PLEASE GIVE AN EXPLANATION BELOW

(please use a separate sheet if needed)

Section 1 - Applicant Details

Name of group/organisation:	Eltham + Districts Historical Society (Inc)		
Email Address:	edhistsociety@gmail.com		
(**Note:** *all correspondence relating to your application will be sent to this email address in the first instance)*			
Postal Address:	The Secretary, 17 Castle St, Eltham		
Postcode:	4322	Telephone (day):	764 7172
Project		**Amount Requested**	
Computer for Reception Area		$1783.01	

4

What is the legal status of your group?

☐ Trust ☑ Incorporated Society ☐ Informal Community Committee

Other – Please State: _____

Are you GST Registered: ☐ Yes GST Num: _____ ☑ No

How many members does your group currently have? 40

Contact Details: (Please provide two contacts for your group)

Name:	Jennifer Mack
Position:	President
Address:	5 Mills St Eltham
Phone:	764 7210
Email:	llewe@slingshot.co.nz jennylmack@hotmail.com

Name:	Maureen Daylie
Position:	Secretary
Address:	17 Castle St Eltham
Phone:	764 7172
Email:	edhistsociety@gmail.com

What is the purpose of your group?

Preserving the History of Eltham + Districts; promoting + encouraging people to value our history.

How is your group normally funded?

Subscriptions, grants, donations

Section 2 – Project Details

Provide a brief project description:

We wish to do a revamp of our reception area; provide a Secretary's 'space', with new computer to hold membership database, correspondence + minutes.

Project start date: April 2020 **Project end date:** May 2020.

Who will benefit from your project and how?

All members + visitors; it will be more functional + welcoming.

Is consultation required with Māori/local Iwi for your project? Yes ☐ No ☑

If so, how have you undertaken consultation and what feedback was provided?

4

Section 3 – Financial Details

Project cost details: Applicants who are GST-registered need to provide budget figures that exclude GST. If you are not GST-registered your budget figures need to include GST

Item	Cost
Acer SSD Desktop	$ 1399.00
Acer K272HL Monitor	$ 349.00
Card	$ 35.01
Labour 1hr. @ 83.48+GST	$ 96.00
	$
Total Project Cost	**$ 1879.01**

Project income details: e.g. project income and other sources of income eg. other grants *(including applications to other community boards)*, donations, discounts on services, own contribution, existing funds, expected fundraising.

Income Source	Confirmed (Yes/No/Awaiting Outcome)	Amount
EDHS Contribution	✓	$ 96.00
		$
		$
		$
		$
		$
Total Funds Available		**$ 96.00**

Funding summary:

Total Project Cost	$ 1879.01
Less/minus Total Funds Available	$ 96.00
Difference/shortfall	$
Amount requested from Discretionary Fund	**$ 1783.01**

NB. One quote is submitted; this is because we have previously dealt with Janko + wish the computer to link to our other computers.

South Taranaki District Council

Section 4 – Declaration

- We declare that we are a not-for-profit group.

  (A not for profit group does not earn profits for its members. All of the money raised or donated is used in pursuing the group's objectives.)

- The information supplied in this application is correct.

- We certify that any funding received through the Eltham-Kaponga Community Board Discretionary Fund will be used solely for the project or purposes disclosed in our application.

- If this application is successful, we agree to provide any report, receipts or invoices which may be requested and to promote or acknowledge the support of the Community Board at every opportunity.

Please provide two members signatures

Name: Jenny Mack
Signature:
Position in group: President
Date: 14/2/20

Name: Maureen Drylie
Signature: M. P. Dryle
Position in group: Secretary
Date: 14/2/20

Applications close on the following 2020 dates:

Monday 6 January	Monday 22 June
Monday 17 February	Monday 3 August
Monday 30 March	Monday 14 September
Monday 11 May	Monday 27 October

Post: Executive Assistant Community & Infrastructure Services
South Taranaki District Council
Private Bag 902
Hāwera 4640

Email: funding@STDC.govt.nz

INCOMPLETE APPLICATIONS WILL BE RETURNED TO APPLICANT FOR COMPLETION
(please be aware this could delay the consideration/outcome of your application).

LATE APPLICATIONS WILL NOT BE CONSIDERED

South Taranaki District Council

Report

To	Eltham-Kaponga Community Board
From	Governance Officer, Sara Dymond
Date	10 March 2020
Subject	**Eltham Town Clock**

(This report shall not be construed as policy until adopted by full Council)

Executive Summary

1. The Eltham-Kaponga Community Board are being asked to consider supporting the gifting of the Eltham Town Clock (the Clock) from the Eltham and District Community Health Trust (the Trust) to the Eltham Community.

2. At the 19 August 2019 Eltham Community Board meeting, Councillor Lawson tabled a letter (attached as Appendix 1) from the Trust to the Eltham Community Board formalising the gifting of the Clock to the Eltham Community.

3. In addition, the Trust also wish to enter into a Memorandum of Understanding (MoU) with the Council regarding the power required to continue the operation of the Clock for the future. The Trust had indicated they would continue covering the cost of the power.

Recommendation(s)

THAT the Eltham-Kaponga Community Board recommends that the Council

1) Agrees to take ownership of the Eltham Town Clock on behalf of the Eltham Community; and

2) Enter into a Memorandum of Understanding with the Eltham and District Community Health Trust regarding the power required to continue the operation of the clock for the future.

Background

4. The Clock was originally constructed as part of the FMG Insurance building in 1967.

5. On 10 August 1998 the Eltham Community Board was informed that the application from the Eltham Pharmacy to the Taranaki Electricity Trust for funds to replace the town Clock had been declined. The Eltham Community Board instructed Council staff to investigate this further. On 30 November 1998 the funding for the Clock was approved by the Taranaki Electricity Trust.

6. On 9 November 2015 the Eltham Community Board allocated $3,766.76 for funding to repair and reinstate the Clock. On 29 January 2018 the Eltham Community Board allocated a further $543.90 for independent wiring for the Clock.

7. At the Eltham Community Board Meeting on 19 March 2018, Councillor Lawson highlighted that the Eltham Medical Trust no longer wished to be responsible for the Clock and recommended that further discussion be carried out on its future ownership.

8. The Eltham-Kaponga Community Board have indicated their support for the Council to take ownership of the Clock. A Memorandum of Understanding would be developed between the Council, the Eltham Medical Trust and the Eltham Pharmacy for the use of their power.

Options – Identification and analysis

Option One – Accept the gift of the Town Clock from the Eltham and District Community Health Trust

a) The Eltham-Kaponga Community Board recommends that the Council takes ownership of the Clock on behalf of the Eltham Community and enters into a Memorandum of Understanding with the Eltham and District Community Health Trust regarding the power required to continue the operation of the Clock for the future. This would ensure the Clock remains an asset to the Eltham Community.

Option Two – Do not accept the gift of the Town Clock from the Eltham and District Community Health Trust

9. The Council can refuse the acceptance of the Eltham Town Clock. However, it is likely that the Clock will fall into disrepair and will not display the correct time.

10. The Eltham-Kaponga Community do not support this the recommendation.

11. There are no major risks associated with these decisions or matters.

Considerations and Assessments

Assessment of Significance and Engagement

12. South Taranaki District Council's general approach to determining the level of "significance" will be to consider:

Criteria	Measure	Assessment
Degree	The number of residents and ratepayers affected and the degree to which they are affected by the decision or proposal.	Only the Eltham Community will be affected, and the affect will be minor.
LOS	The achievement of, or ability to achieve, the Council's stated levels of service as set out in the Long-Term Plan 2018-2028.	The proposal will have no effect on the Council's ability to achieve its stated levels of service.
Decision	Whether this type of decision, proposal or issue has a history of generating wide public interest within South Taranaki.	This decision is unlikely to generate public interest beyond the Eltham Community.
Financial	The impact of the decision or proposal on the Council's overall budget or included in an approved Long Term Plan and its ability to carry	The maintenance of the Clock would be absorbed

Criteria	Measure	Assessment
	out its existing or proposed functions and activities now and in the future.	through current property budgets.
Reversible	The degree to which the decision or proposal is reversible.	The decision could be reversed by agreement.

13. In terms of the Council's Significance and Engagement Policy this matter is of Low Significance.

Legislative Considerations

14. There are no legislative considerations relating to this proposal, although a Memorandum of Understanding will be developed between the Council, the Eltham Medical Trust and the Eltham Pharmacy for the use of their power.

Financial/Budget Considerations

15. If the Council agrees to take ownership of the Clock, they will become responsible for ongoing maintenance costs. Known maintenance costs associated with the Clock since 2015 have totaled $4,310.66. Ongoing maintenance costs are unknown.

Consistency with Plans/Policies/Community Outcomes

16. The proposal is not inconsistent with any plans or policies and would contribute to the community outcome of a vibrant South Taranaki by ensuring the District has high quality public amenities and facilities that all people have access to.

Impact on Māori/Iwi

17. Māori/iwi will benefit along with the Eltham-Kaponga community.

Affected Parties Consultation

18. There are no affected parties other than the Eltham and District Community Health Trust and the South Taranaki District Council.

19. No consultation has been undertaken with the Eltham Community.

Conclusion

20. The preferred option is that the Council accepts the Board's recommendation (option one) to take ownership of the Eltham Town Clock on behalf of the Eltham Community. The Council will need to enter into a Memorandum of Understanding with the Eltham and District Community Health Trust regarding the power required to continue the operation of the Clock for the future.

Sara Dymond
Governance Officer

[Seen by]
Becky Wolland
Policy and Governance Manager

Reference/Source Committee/Meeting Date	Matters Arising	Group Responsible	Department (Team)	Update	Project Deadline
Eltham Community Board 16/06/2014	**Property Review** Council resolved that it wished to receive a report on all properties owned by the Council in the District.	Corporate Services	Corporate Property Manager	A property report was planned for 2018 however this was deferred until the Monday 29 April Mayors and Chairs Meeting. The Corporate Services Group Manager has advised it would be more appropriate to report directly to the Council in a Workshop in the first instance. This will be workshopped once the new Council is appointed in October 2019. A Council Workshop with be scheduled before the end of the financial year.	Mar-20
Eltham Community Board 06/03/2017	**Bridger Park Project** The Council has purchased an empty section of land on Bridger Street Eltham, to be developed into garden and additional carparking, alongside Bridger Park. The Eltham Community Development Group will lead the development with advice from the Council's Parks Curator. For the initial works, the group has funding of $11,000 from the Fonterra Grassroots community fund.	Community Services	Community Development	The Eltham Community Development Group has worked with the Eltham Lions and a local contractor to undertake the prep work at the site under the guidance of the Council's Parks team. The next step is installing the pavers which the group is seeking funding for.	May-20
Eltham Community Board 29/01/2018	**Eltham Town Clock** The Eltham Medical Trust no longer wish to be responsible for the Eltham Town Clock and recommended that further discussion be carried out on the future ownership of the Eltham Town Clock.	Corporate Services	Corporate Property Manager	If the Board wishes the Council to take over the maintenance and operations of the Eltham Town Clock then the Corporate Services Group Manager will investigate the options and report back to the Board. This was on hold until further information was obtained regarding the building. An update was provided and now further instructions are required from the Chairperson of the Eltham Medical Trust as to whether they wish to progress with this. A report is tabled in the agenda for consideration.	Mar-20
Eltham Community Board 23/07/2018	**Soldiers Memorial Park** The Board would like the plans for Soldiers Park reviewed and progress to be made in line with the a celebration for its 100 year anniversary.	Community Services	Community Development	The plans are being finalised and agreements discussed with the Ministry of Education who own the area where the route is planned.	May-20
Eltham Community Board 03/09/2018	**Eltham Field Gun** The New Zealand Antique and Historical Arms Association in Taranaki had expressed their interest in the restoration of the Eltham Field Gun. Restoration would take place in a Stratford workshop over a two year period and then the gun would be returned back to Eltham. The location on its return needed to be decided however it had been recommended that the gun be situated under a roof. The Board suggested that the community be made aware of this.	Community Services	Community Development	No further update.	Jun-21

3/03/2020

Reference/Source Committee/Meeting Date	Matters Arising	Group Responsible	Department (Team)	Update	Project Deadline
Eltham Community Board 08/07/2019	**Eltham Municipal Building** The Board would like an update on the status of the building following the closure due to the earthquake assessment.	Corporate Services	Corporate Property Manager	A report will go to SLT then onto Council early in the new year providing future options for the Building. A site visit for Eltham Councillors and Community Board will be scheduled prior to the Council meeting.	Mar-20

South Taranaki District Council

Information Report

To	Eltham-Kaponga Community Board
From	Community Development Manager, Claire Symes
Date	10 March 2020
Subject	**Community Development Activity Report**

Executive Summary

1. This report updates the Eltham-Kaponga Community Board on progress with community development projects and activities across the District and other items of interest.

Recommendation

THAT the Eltham-Kaponga Community Board receives the Community Development Activity Report.

District Activities

South Taranaki Heritage & Family History Week

2. The Hāwera Genealogy Society is once again organising a *South Taranaki Heritage & Family History Week* which will run from 28 March to 3 April 2020. Events are organised across the District and range from an Expo at the Hāwera Community Centre, pop up museum in Ōpunakē LibraryPlus, Pātea Historic River Walk, bus trip to Tutahi Church at Nukumaru and heritage walks in Ōpunakē and Waverley. Programmes are at the LibraryPlus or email for more details hawera@genealogy.org.nz.

Daffodils

3. In support of the Council's District-wide planting programme aiming to enhance our communities, the Community Development Unit purchased 2,400 King Albert daffodil bulbs which were donated to schools and community groups. Daffodils went to Rāhotu School, Te Kōhanga Reo o Te Namu in Ōpunakē, Pātea Community Gardeners, Mokoia School and Kākaramea School. These were well received and we look forward to seeing them in bloom.

Mayor's Taskforce for Jobs – Celebrating Apprentices

4. The Mayor's Taskforce for Jobs function to recognise and congratulate the 2019 apprentices and their South Taranaki employers was changed from February to 18 March to allow time for ITOs to send the names and addresses of their graduates through. The invitation was extended to other youth who may be interested in becoming

an apprentice to provide them with an opportunity to learn about trades and speak to the employers present.

Sister Cities Field Trip Project

5. The Council was scheduled to host the first delegation of students and staff from the Harbin College of Horticulture and Landscape Architecture of Northeast Agricultural University (NEAU) from 18-27 February. Due to the outbreak of Covid-19 in mainland China, this field trip has been postponed.

6. Harbin, in Northern China, is the Council's only Sister City and the Council and Harbin remain committed to the relationship. It is hoped that the visit can be rescheduled to later in the year.

Roadsafe Taranaki Advanced Driver Training

7. An Advanced Driving weekend will be held in Hāwera on 7 and 8 March 2020. Instructors from NZ Advanced Driver Training will provide practical driving experience and the Roadsafe Taranaki team will provide interactive activities mixed in with some current road rules and driver behaviour questions. The course is free for any Taranaki licensed driver however it is aimed at improving young or inexperienced drivers, particularly those that are on their learner or restricted license. The practical courses are to show drivers how to react and what to do in an emergency.

Pātea Ward

Paepae in the Park

8. The annual Paepae in the Park music festival was held on Waitangi Day in Pātea. The day began with a pōwhiri where the Council was well represented by Mayor Phil Nixon, Deputy Mayor Rob Northcott, Councillors Brian Rook and Mark Bellringer, Pātea Community Board members and Iwi Liaison Advisor, Reg Korau. The weather was more pleasant this year and again the festival delivered great entertainment, delicious food and community pride. The Paepae in the Park committee does a great job organising the event with support from the many volunteers who help make it happen.

Pātea River Walkway – Heritage Signs Update

9. The redesign of the new heritage signs along the Pātea River is underway. Advice and quotes are being sought regarding the mounting and installation of the signs.

Pātea River Access – York Street

10. The Pātea Community Board have proposed a cleanup of the section between the river and York Street. This will provide better and safer access to the river for the waka ama groups who launch and train in this area. A site meeting was held on 24 February 2020 to discuss the project, present were Deputy Mayor Rob Northcott, Pātea Community Board Chairperson Jacq Dwyer, Council staff and members of the public, Kere Taputoro (Tai Tonga 41 Outrigger Canoe Club), Anaru Haerewa (Pātea Area School), Colin Schrader (Pātea Lions Club) and Noel McColl (McColl Construction). Further investigation into land ownership and required consents will be undertaken.

Waverley – Aotea Park Shelters and Bike Track

11. A site meeting was held at Aotea Park on 7 February 2020 to discuss the installation of shelters and a proposed bike track. Councillor Brian Rook attended along with Pātea Community Board members Dianne Lance and Maria Ferris, Council staff and Waverley resident, Vicki Koubaridis. Shelter and bike track designs are being considered and quotes obtained.

Eltham-Kaponga Ward

Bridger Park Extension

12. The Eltham Community Development Group (the Group) is co-ordinating the development of the new entrance into Bridger Park with volunteers from the Eltham Lions Club and Eltham Business Association. The Group are holding working bees with local contractors to shape the entrance under the guidance of the Council Horticulture Services staff. The majority of the planting will not be undertaken until early spring.

Eltham Heritage signs

13. Many of the existing Eltham Heritage signs which were funded by the Council some years ago are faded and illegible. The Eltham and Districts Historical Society is reviewing the information on the boards and looking at redesigning the format of the signs.

Kaponga Town Signs

14. The four new Kaponga town entry signs which were created by Kaponga local Lary Larkin have been installed and have received positive comments. Lary made the original signs which, after 20 years, were in a bad state of disrepair. The new signs were funded by the Council. The old signs were gifted to the Kaponga Progressive Group who are selling them to raise funds for the group.

Te Hāwera Ward

Hāwera Railbridge Mural Project

15. The Hāwera Railbridge Mural has been completed with a karakia/blessing and thank you lunch held on 27 February which was attended by the artist Dan Mills, hapū and Iwi, land owners and contractors who worked on the project. Funding for the mural came from the Council, the previous Hāwera Community Board, Bizlink Hāwera and Kiwirail.

Sound Mirrors

16. An updated quote for the preparation costs of the two sound mirrors which are being donated to King Edward Park has been received. Global Stainless is donating the parabolic whisper dishes, however the costs for fabricating the legs, footpads, rolled pipe safety rim and mouthpiece plus sandblasting and painting the mirrors will cost $25,229.25. External funding secured for these costs has reached $22,500 leaving a shortfall of $2,729.25 to fund the project. Council staff will help install the mirrors.

Taranaki Coastal Ward

Ōtahi Bridge

17. Work on installing a new foot bridge at Ōpunakē below Te Namu Pa is expected to begin on 2 March with a blessing to be held prior to work getting underway. Works will take three weeks to complete, with periods of closure to the Ōpunakē Loop Track during this time. The bridge over the Ōtahi Stream will provide access to the nearby Te Namu Pa urupa and a bay which is popular with locals.

Cape Egmont Ablution Pod

18. The Council has obtained resource and building consent to install an ablution pod near the Cape Egmont Boat Club on Bayley Road. The ablution pod is similar to the one installed at Waihi Beach near Hāwera and has been part funded by the Government's Tourism Infrastructure Fund. Quotes are currently being sought for the pod's installation costs. The site's current facilities were struggling to cope with the number of visitors to the area.

Funding

Council Funding Round Dates for 2020

Council Funds	Open	Close	Focus Area
Tangata Whenua Liaison Fund	7 February	31 March	Support local groups such as marae committees and/or hapu, projects and initiatives that develop positive relationships between tangata whenua, Council and the people of South Taranaki.
Creative Communities Scheme	11 February 29 July	27 March 9 September	Local arts projects meeting the criteria of broad community involvement, diversity or young people.
Sport NZ Rural Travel Fund	11 February 8 September	20 March 12 October	Travel costs for regular, local sports competitions.
Waimate Development Levy	7 April 21 September	8 May 23 October	The development or maintenance of public assets that are located on Council-owned property or reserves in the Waimate area.
Rural Hall Grant	30 June	30 September	Eligible applicants notified direct.
Community Surveillance System Fund	30 June	30 September	Eligible applicants notified direct.
Patea Centennial Bursary	1 November	30 November	Pātea residents over the age of 15 years enrolling in part, or full-time tertiary study in 2019.

Pātea Centennial Bursary

19. The allocation meeting for the Pātea Centennial Bursary took place on 16 January. The following allocations were confirmed at this meeting.

Applicant	Area of Study	Amount received
Olivia Alexander	Interior Design / Architecture - UCOL	$357
Jonathan Dwyer	Agri-Commerce – Massey University	$357
Jane Lennox	Bachelor of Science – University of Otago	$357

Josh Lennox	Bachelor of Commerce – University of Canterbury	$357
Christopher Aspden	Bachelor of Politics – University of Otago	$357
Kaena Anderson	Bachelor of Arts – Otago University	Ineligible
James Cole	Architecture – Victoria University of Wellington	$357
Malanie Taramoeroa	Teaching – Waikato University	$357
Sofie Dwyer	Veterinary Science – Massey University	$357
Kyla Potaka	Health Science – Otago University	$357
	Total granted	**$3,213**

Local Discretionary Funds

Funding Applications

20. The latest deadline for the 2020 Local Discretionary Fund applications was 17 February. The remaining deadlines for the Local Discretionary Fund are listed below:

30 March	3 August
11 May	15 September
22 June	27 October

21. As all Community Board members are now on Diligent, all eligible and complete applications (including attachments), are provided to the Community Boards in Diligent prior to the Board meetings. Only the application form will appear in the Community Board agendas for consideration, however the complete applications will remain in the Comms Centre of Diligent until after the meeting.

Discretionary Fund Balances

22. Please find attached each Community Board's Discretionary Fund current balance for the 2019/20 financial year (Appendix 1). As each Community Board was able to carry over up to 20% of their annual allocation from the 2018/19 financial year, any carryovers to the 2019/20 financial year have been included in the total budget for the year.

23. Any residual funds from Community Board projects are returned to the funding pool once Council officers have confirmed the project has been completed and all costs covered.

Events

Sounds on the Sand

24. Sounds on the Sand at Ōpunakē Beach proved to be a successful day, especially with a lot of music events on around the region on the same day. We had great feedback from campsite owners and general public who attended, attendance numbers were up on last years. Weather played its part and was a lovely day out at the beach.

Movies in the Park

25. The Council's annual Movies in the Park was held on 2 February at Eltham's Soldiers Memorial Park. We made positive changes to this event, for example, dropping down to three movies instead of four to ensure kids could get home before school the next day, which were well received. This was once again a successful family-friendly event, with great feedback from food vendors and members of the public.

Concerts in the Park

26. Concerts in the Park was another successful Council event for our summer season. Held in Hāwera's King Edward Park, it was great weather for the afternoon and attendance numbers were high. We had local musician 'Wilforce' open in the afternoon for the popular New Zeeland band, 'The Lady Killers'. These women were a huge hit with the crowd and put on a real show. Food vendors did great trade and we were happy with the outcome of this event.

AmeriCARna – Ōpunakē and Hāwera

27. AmeriCARna was back again for 2020, with both Ōpunakē and Hāwera events receiving great weather. With the help of local Lions groups and Council volunteers, we were able to ensure both of our events ran smoothly and were successful. Although car registration numbers were down this year, food vendors still sold out of food and we saw positive attendance numbers from both communities.

Upcoming Events

28. The following events are scheduled for the remainder of the financial year:

X Race Hāwera	22 March
School Holiday Programme	14 April – 24 April
Arts on Tour – Austen Found	21 May

Claire Symes
Community Development Manager

[Seen by]
Fiona Aitken
Group Manager Community and Infrastructure Services

Appendix 1

Te Hāwera Community Board			**Total Budget**	**$36,999.00**
Date	**Applicant**	**Purpose**	**Amount**	**Balance**
8 July 2019	Neighbourhood Support South Taranaki	Casino Night Fundraiser	$554.00	$36,445.00
30 July 2019	Chair's Discretion	Altrusa Hāwera	$100.00	$36,345.00
5 August 2019	Chair's Discretion	Bunnings Reimbursement – Gary Brown	$30.05	$36,314.95
8 October 2019	Chair's Discretion	Tui Ora Basketball Tournament	$250.00	$36,064.95
11 November 2019	The South Taranaki Justices of the Peace Assn.	Hosting of National Conference	$3,000.00	$33,064.95
27 January 2020	Neighbourhood Support South Taranaki	Community Fun Day – toilet hire	$140.00	$32,924.95
4 February 2020	*Neighbourhood Support South Taranaki*	*Returned funds – Casino night fundraiser*	*+ $4.00*	*$32,928.95*
			Remaining balance	**$32,928.95**

Te Hāwera Community Board Committed Funds			**Total Committed**	**$10,000.00**
Date	**Applicant**	**Purpose**	**Amount Committed**	**Amount Uplifted**
19 November 2018	Okaiawa Community Group	Dam Site Beautification	$8,000.00	$8,000.00
19 November 2018	Hāwera-Tangahoe Community Board	Sound Shell Installation	$2,000.00	-
				$2,000.00

Eltham-Kaponga Community Board			**Total Budget**	**$14,118.38**
Date	**Applicant**	**Purpose**	**Amount**	**Balance**
24 July 2019	*Eltham Community Development Group*	*Returned funds - To print a 'Town of Firsts' information board for Eltham*	*+$314.10*	*$14,432.48*
4 September 2019	Chair's Discretion	Drinking Fountain sign for Soldier's Park	$45.00	$14,387.48
27 January 2020	Eltham Business Association	Music in the Park	$2,000.00	$12,387.48
			Remaining balance	**$12,387.48**

Eltham-Kaponga Community Board Committed Funds

			Total Committed	**$6,689.50**
Date	**Applicant**	**Purpose**	**Amount Committed**	**Amount Uplifted**
19 November 2018	Eltham Community Board	Purchase and install a drinking fountain at Victoria Park, Kaponga	$3,000.00	$2,157.08
21 January 2019	Eltham Community Board	Purchase and install a drinking fountain at Taumata Park, Eltham	$2,643.50	$2,112.08
27 May 2019	Eltham Community Board	New signage for Soldiers Park	$1,046.00	-
				$4,269.16

Pātea Community Board

			Total Budget	**$13,344.58**
Date	**Applicant**	**Purpose**	**Amount**	**Balance**
10 July 2019	Pātea Rugby League Club	Trip to Wellington to play curtain raiser for the Warriors	$1,500.00	$11,844.58
15 July 2019	Chair's Discretion	Billboards for Pātea	$20.00	$11,824.58
13 November 2019	PaePae in the Park Inc.	Free Music Festival celebrating Waitangi Day	$1,000.00	$10,824.58
13 November 2019	Pātea Kindergarten	Utility Spaces Redesign and Renovation	$1,500.00	$9,324.58
25 November 2019	Chair's Discretion	Pātea Lions Club – Christmas Parade	$250.00	$9,074.58
14 January 2020	*Pātea Community Board*	*Returned funds – 2 x Drinking Fountains*	*+ $503.80*	*$9,578.38*
29 January 2020	Patea RSA	Print books commending 100 years of Patea RSA	$1,140.80	$8,437.58
14 January 2020	*Pātea Community Board*	*Returned funds – Waverley Sound System*	*+ $205.22*	*$8,642.80*
			Balance Remaining	**$8,642.80**

Taranaki Coastal Community Board

			Total Budget	**$20,263.25**
Date	**Applicant**	**Purpose**	**Amount**	**Balance**
10 July 2019	Coastal Singers	Mosaic Sofa at allocated site at Ōpunakē Lake	$1,500.00	$18,763.25
10 July 2019	Waimate Plains Property Society Inc.	Paint 3 shops	*Declined*	$18,763.25
10 July 2019	Ōpunakē Community Baths Society Inc.	Repairing and repainting for pool surfaces on all four pools	$2,817.40	$15,945.85
22 August 2019	Chair's Discretion	UpsideDowns Education Foundation	$200.00	$15,745.85
13 November 2019	Manaia & Districts Lions Club	Xmas Parade	$666.00	$15,079.85
27 November 2019	Chair's Discretion	Ōpunakē Business Assn – Christmas Parade	$250.00	$14,829.85
27 November 2019	Chair's Discretion	Ōpunakē Beach Carnival – January 2020 Event	$250.00	$14,579.85
28 January 2020	Coastal Taranaki Health Trust	Scanner Trolley	$2,016.00	$12,563.85
			Balance Remaining	**$12,563.85**

Information Report

To	Eltham-Kaponga Community Board
From	Libraries and Cultural Services Manager, Cath Sheard
Date	10 March 2020
Subject	District LibraryPlus Report – January 2020

Executive Summary

1. This report covers the range of library activities and statistics across the District for January 2020.

Recommendation

THAT the Eltham-Kaponga Community Board receives the District LibraryPlus Report – January 2020.

LibraryPlus Activities

Public Outreach and Events

2. In early 2020 Waverley LibraryPlus saw the expected increase in tourists requesting information about the beach camps as well as information regarding the area. Staff noticed an increase in travellers from around New Zealand over previous years.

3. The information area was also well used during January at Ōpunakē LibraryPlus, with a lot of enquiries about the many walks on the mountain. The new Ōpunakē Loop Trail has received considerable attention from both locals and visitors.

4. Adult groups who meet in the library generally take a break during December and January and start again in February. Across the District we cater for crafters, gardeners, puzzlers, people learning English as a second language, rest home residents including those with memory issues and many more. Many of these sessions are patron-driven and require little or no staff time but help build social cohesion and create resilient communities.

Children's Services

5. The Summer Blast programme, which replaced the Summer Reading Programme, was well received. Children were enthusiastic about showing staff their creations; this was an opportunity for staff to talk to children and families, and for them to get to know staff and see what the facilities offer. The majority of feedback was positive and staff are working to improve the programme for next Christmas, including adding an additional reading component.

6. Finales were not as well attended as hoped, with a number of the prize winners absent. However, children enjoyed these celebratory parties that included games and water fights. Our thanks to the Mayor for his support and presence and to those Councillors and Community Board members who were able to attend. A video of the Mayor drawing the winners for the prizes was well received and now appears on the website as well as the LibraryPlus Facebook page.

7. A wide range of events and activities was provided across the District to support Summer Blast. Moira Wairama kicked off the workshops in Hāwera, Manaia, Eltham and Ōpunakē during the first week. 61 children attended, learning a waiata and string games to accompany the main myth of how Kupe discovered New Zealand. Adults were equally captivated by the story telling with one dad heard to say *that was wonderful. It took me straight back to my childhood, sitting on the Marae listening to stories*.

8. Comic book author and school principal James Davidson entertained 78 children at Eltham, Pātea, Hāwera and Kaponga libraries with his workshops, drawing superheroes and comic book characters. It was pleasing to see nine children at the Kaponga session as often it is quite difficult to entice children to programmes there.

9. Author Janet Hunt spoke about her non-fiction books highlighting the life of various New Zealand native species. She discussed how children could do similar stories about life in their gardens or on farms. One family at Waverley expressed a definite desire to go away and give it a go. Although numbers were smaller for these sessions, with 34 children participating, all those who attended said they enjoyed the session.

10. Andrew Hornblow's c*reate an electro-critter* sessions attracted the most children over the entire programme, with 113 taking part across six libraries. This meant Andrew had one extra session than other workshops, which partly explains the larger numbers. It was great to see children getting very creative with their designs. We have worked with Andrew for 15 years and his sessions are always well received.

11. Arts facilitator Michaela Stoneman concluded the workshops with art sessions at Manaia, Kaponga, Hāwera and Waverley LibraryPlus'. Sixty children designed clay mythical creatures and some clever ideas were turned into reality with a little guidance and direction from Michaela. Kaponga again had a good turnout with 10 children attending.

12. Northern Health School have confirmed they will use Hāwera LibraryPlus twice a week, starting in February; the children have medical issues that prevent them from attending school regularly or at all. Most are studying NCEA this year and in order to maximise teaching time, teacher Viv Clark would like to work on Technology with a librarian once a month.

Digital Services

13. The free Aotearoa People's Network Kaharoa computers were busy with a mix of people, including local and international visitors, using the Chrome boxes (fixed computer) and Chrome books (laptop) or their own devices. Many people are choosing a Chrome book over a Chrome box because the portability enables them to sit wherever they like.

14. The PlayStations continue to be well used across the District, with many children and teens enjoying Minecraft during the holidays. Gaming such as Minecraft builds social and thinking skills and encourages cooperation. Staff generally find those playing games such as Minecraft are fairly self-monitoring and require little staff input.

15. The reach of the LibraryPlus social media presence continues to grow. A successful individual blog post can be read by over 245 people. Facebook posts for the month had a total reach of 12,097 with the highest reaching post at 1,196. The highest number of engagements for the quarter for one post was 224 (engagements are comments, shares and link clicks). During January Twitter posts collected 3,192 impressions with the top tweet gaining 222 impressions.

Statistics

Wi-Fi and APNK Usage

16. Statistics for WiFi sessions and use of the Aotearoa People's Network Kaharoa (APNK) computers are finally available following changes in APNK service delivery by the Department of Internal Affair's (DIA) contractors. However, due to changes in the way DIA collect statistics comparisons cannot be made with previous years.

17. The WiFi was used 12,218 times during January 2020.

18. There were 2,325 logons to the APNK computers during January, totalling 63,457 minutes of use.

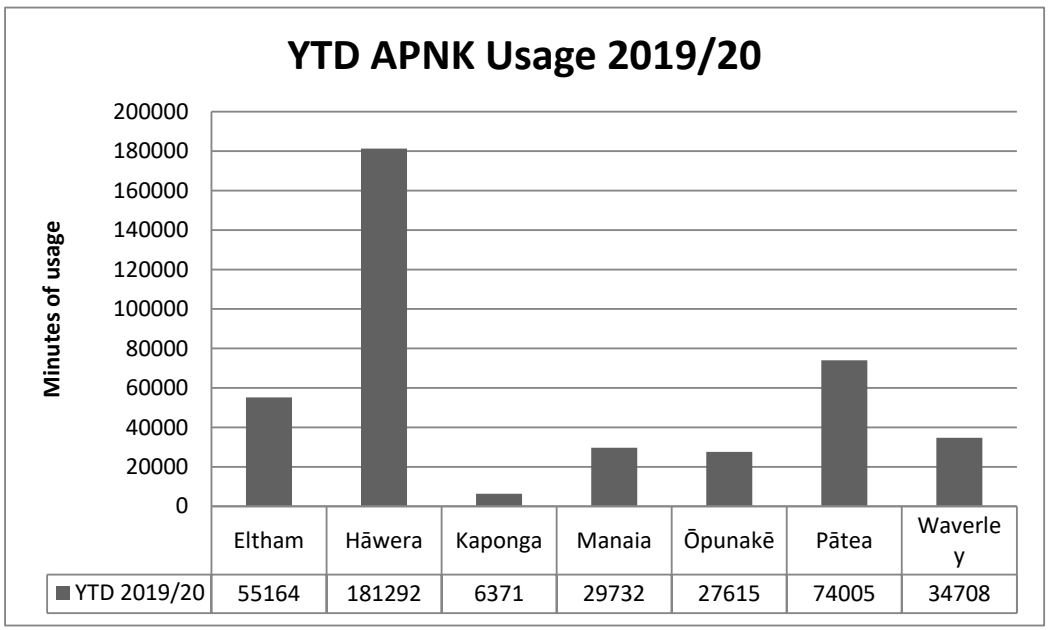

Circulation

19. Issues for January were 15,006 compared with 16,675 for the same period last year. Year to date issues for the first seven months are 97,896 compared with 93,622 for the same period in the year prior.

20. Most branches are experiencing an overall increase in issues, except for Kaponga LibraryPlus, which has issued 927 items this year compared to 1,497 for the same period last financial year. It appears the drop has been caused by the loss of a few key borrowers; in branches with a relatively small user base the loss of one or two people or families can have a significant impact for a time.

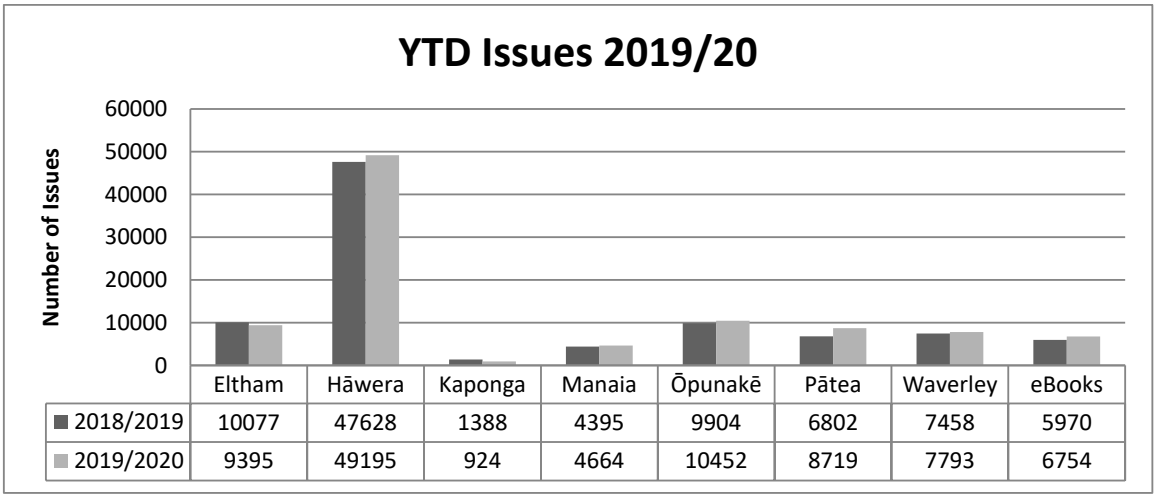

	Eltham	Hāwera	Kaponga	Manaia	Ōpunakē	Pātea	Waverley	eBooks
2018/2019	10077	47628	1388	4395	9904	6802	7458	5970
2019/2020	9395	49195	924	4664	10452	8719	7793	6754

New Resources

21. The acquisitions department has processed 6,180 new resources and distributed them across the seven LibraryPlus branches in the first seven months of the financial year. Of these items 42% were for children and teens.

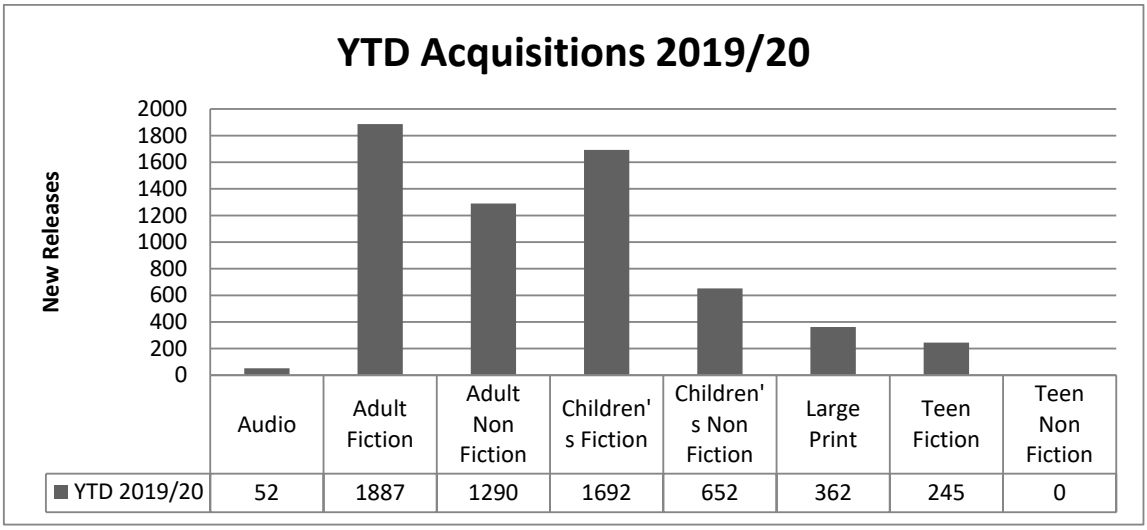

	Audio	Adult Fiction	Adult Non Fiction	Children's Fiction	Children's Non Fiction	Large Print	Teen Fiction	Teen Non Fiction
YTD 2019/20	52	1887	1290	1692	652	362	245	0

Membership

22. Membership of the libraries stands at 14,900 or 57% of the population.

Conclusion

23. Developing a new summer reading programme in-house, to replace a *one size fits all* programme we had been buying for 20 years, was always going to be a challenge. Staff stepped up and Summer Blast really was a blast! Staff, children and parents were enthused about it and we know, with some tweaks, it will be even better for Christmas 2020/21. It proved, yet again, that the mix of a District of readers, staff who are prepared to think outside the box, and a Council who is supportive of their library service is an unbeatable combination.

Cath Sheard
Libraries and Cultural Services Manager

[Seen by]
Fiona Aitken
Group Manager Community and Infrastructure Services

South Taranaki District Council

Information Report

To	Eltham-Kaponga Community Board
From	Community Services Executive Assistant, Kirsty Jamieson
Date	10 March 2020
Subject	**Facilities Usage Report**

(This report shall not be construed as policy until adopted by full Council)

Executive Summary

1. The facility usage report summarises the total usage of a range of Council owned assets and services, within the South Taranaki District and is attached as Appendix 1.

Recommendation

THAT the Eltham-Kaponga Community Board receives the Facilities Usage Report.

Eltham-Kaponga Facility Usage Report - 2019/20

ELTHAM

Eltham Cemetery Monthly and Year to Date (YTD) Figures - Burials (B) and Cremations (C)

	July		August		September		October		November		December		January		February		March		April		May		June		YTD	
	B	C	B	C	B	C	B	C	B	C	B	C	B	C	B	C	B	C	B	C	B	C	B	C	B	C
Burials and Cremations 11/12	2	1	1	0	1	3	0	0	1	1	0	2	0	0	0	0	0	0	1	0	0	0	1	0	**7**	**7**
Burials and Cremations 12/13	2	0	2	0	3	0	0	0	1	0	1	3	0	0	0	2	2	0	1	3	0	1	1	1	**13**	**10**
Burials and Cremations 13/14	1	1	1	1	0	0	1	2	2	4	0	3	0	1	1	1	0	2	2	0	0	2	1	0	**9**	**17**
Burials and Cremations 14/15	0	0	1	0	1	2	3	1	0	1	2	2	0	1	1	1	0	1	1	0	0	2	2	2	**11**	**13**
Burials and Cremations 15/16	3	2	1	0	1	0	0	2	1	1	0	0	2	1	1	0	0	2	2	0	1	0	3	2	**15**	**10**
Burials and Cremations 16/17	0	2	2	1	0	0	0	0	1	1	1	0	2	0	1	0	1	1	3	0	3	0	0	0	**14**	**5**
Burials and Cremations 17/18	2	0	0	0	3	1	1	1	1	2	3	1	1	0	1	2	0	1	1	2	0	1	2	1	**15**	**12**
Burials and Cremations 18/19	0	2	1	0	0	0	2	2	0	0	0	1	0	2	2	1	2	0	0	2	2	1	0	0	**9**	**11**
Burials and Cremations 19/20	**2**	**0**	**0**	**2**	**1**	**1**	**1**	**2**	**1**	**1**	**2**	**0**	**1**	**1**											**8**	**7**

Eltham Town Hall Monthly and Year to Date (YTD) Booking Figures

	July	August	September	October	November	December	January	February	March	April	May	June	YTD
Monthly Figures 11/12	3	2	5	6	4	4	5	8	11	11	11	4	**74**
Monthly Figures 12/13	5	3	8	9	8	5	1	6	3	1	2	4	**55**
Monthly Figures 13/14	3	0	2	0	5	6	0	1	1	4	1	2	**25**
Monthly Figures 14/15	1	3	3	2	2	1	1	1	1	1	6	0	**22**
Monthly Figures 17/18	closed temporarily	closed temporarily	1	0	1	2	0	1	2	1	1	1	**10**
Monthly Figures 18/19	2	1	3	1	1	2	0	0	2	1	0	0	**13**
Monthly Figures 19/20	0	0	2	1	3	4	1						

Please note the Eltham Town Hall was closed temporarily in July 2015 and reopened in September 2017.

Eltham Town Hall Monthly and Year to Date (YTD) Attendance Figures (People)

	July	August	September	October	November	December	January	February	March	April	May	June	YTD
Monthly Figures 17/18	closed temporarily	closed temporarily	300	0	40	108	0	80	216	150	25	100	**1,019**
Monthly Figures 18/19	122	100	200	300	120	600	0	0	386	100	0	0	**1,928**
Monthly Figures 19/20	0	0	**169**	**200**	**120**	**175**	**3**						

Eltham-Kaponga Facility Usage Report - 2019/20

Eltham Community Centre Monthly and Year to Date (YTD) Booking Figures

	July	August	September	October	November	December	January	February	March	April	May	June	YTD
Monthly Figures 11/12	3	8	6	3	5	6	Leased	Leased	Leased	Leased	Leased	Leased	**31**
Monthly Figures 12/13	Leased	Leased	Leased	Leased	Leased	Leased	Leased	Leased	Leased	1	2	3	**6**
Monthly Figures 13/14	3	4	1	1	2	2	3	2	9	2	5	1	**35**
Monthly Figures 14/15	3	1	3	3	3	0	1	3	1	0	7	0	**25**
Monthly Figures 15/16	4	0	3	1	4	3	1	1	4	0	1	1	**23**
Monthly Figures 16/17	2	2	3	4	5	2	3	1	7	3	0	1	**33**
Monthly Figures 17/18	2	2	closed temporarily	closed temporarily	closed temporarily	closed temporarily	closed temporarily	closed temporarily	closed temporarily	closed temporarily	closed temporarily	closed temporarily	**4**
Monthly Figures 18/19	closed temporarily	closed temporarily	closed temporarily	closed temporarily	closed temporarily	closed temporarily	closed temporarily	closed temporarily	closed temporarily	closed temporarily	closed temporarily	closed temporarily	**0**
Monthly Figures 19/20	**closed temporarily**	**closed temporarily**	**closed temporarily**	**closed temporarily**	**closed temporarily**	**closed temporarily**	**closed temporarily**						

Please note the Eltham Community Centre was closed temporarily in September 2017. Figures will be available once the building is reopened.

Eltham Community Centre Monthly and Year to Date (YTD) Attendance Figures (People)

	July	August	September	October	November	December	January	February	March	April	May	June	YTD
Monthly Figures 16/17	20	10	30	60	50	20	18	12	52	17	0	10	**299**
Monthly Figures 17/18	20	20	closed temporarily	closed temporarily	closed temporarily	closed temporarily	closed temporarily	closed temporarily	closed temporarily	closed temporarily	closed temporarily	closed temporarily	**40**
Monthly Figures 18/19	closed temporarily	closed temporarily	closed temporarily	closed temporarily	closed temporarily	closed temporarily	closed temporarily	closed temporarily	closed temporarily	closed temporarily	closed temporarily	closed temporarily	**0**
Monthly Figures 19/20	**closed temporarily**	**closed temporarily**	closed temporarily	closed temporarily	closed temporarily	closed temporarily	closed temporarily						

Please note the Monthly attendance figures were not recorded prior to July 16/17.

Taumata Recreation Centre Monthly and Year to Date (YTD) Booking Figures

	July	August	September	October	November	December	January	February	March	April	May	June	YTD
Monthly Figures 17/18	3	3	9	6	3	7	4	4	6	6	3	6	**60**
Monthly Figures 18/19	3	1	3	2	8	6	2	2	2	1	2	1	**33**
Monthly Figures 19/20	**3**	**1**	**2**	**0**	**1**	**0**	**1**						

Taumata Recreation Centre Monthly and Year to Date (YTD) Attendance Figures (People)

	July	August	September	October	November	December	January	February	March	April	May	June	YTD
Monthly Figures 17/18	160	100	142	150	60	70	62	40	160	300	75	100	**1,419**
Monthly Figures 18/19	140	10	30	20	100	160	63	68	203	10	40	3	**847**
Monthly Figures 19/20	**77**	**11**	**32**	**0**	**6**	**0**	**46**						

Eltham-Kaponga Facility Usage Report - 2019/20

Eltham Transfer Station Monthly and Year to Date (YTD) Figures

	July	August	September	October	November	December	January	February	March	April	May	June	YTD
Vehicle Numbers 11/12	36	44	57	52	55	61	58	43	77	49	37	32	**601**
Vehicle Numbers 12/13	45	32	43	43	38	43	56	55	41	30	44	23	**493**
Vehicle Numbers 13/14	29	27	19	35	47	35	46	36	42	24	37	30	**407**
Vehicle Numbers 14/15	21	23	29	25	33	40	40	24	39	62	50	48	**434**
Vehicle Numbers 15/16	39	37	55	33	38	38	26	35	33	35	29	30	**428**
Vehicle Numbers 16/17	46	42	37	43	47	52	47	37	unavailable	68	56	59	**534**
Vehicle Numbers 17/18	56	43	45	60	85	91	77	72	72	78	81	80	**840**
Vehicle Numbers 18/19	43	41	61	65	44	61	43	40	52	74	99	56	**679**
Vehicle Numbers 19/20	**45**	**57**	**74**	**73**	**59**	**63**	**79**						**450**

KAPONGA

Kaponga Memorial Hall Monthly and Year to Date (YTD) Booking Figures

	July	August	September	October	November	December	January	February	March	April	May	June	YTD
Monthly Figures 11/12	2	1	6	9	2	2	2	4	8	2	8	13	**59**
Monthly Figures 12/13	8	6	8	6	4	3	1	1	2	6	12	8	**65**
Monthly Figures 13/14	7	8	8	5	13	5	3	0	1	2	6	2	**60**
Monthly Figures 14/15	4	1	1	2	3	2	1	3	2	3	3	9	**34**
Monthly Figures 15/16	3	3	6	3	4	5	2	0	4	2	2	4	**38**
Monthly Figures 16/17	3	6	0	0	1	5	1	2	4	2	0	0	**24**
Monthly Figures 17/18	0	3	3	1	1	3	1	2	1	1	2	2	**20**
Monthly Figures 18/19	1	1	1	1	1	2	0	2	1	1	1	0	**12**
Monthly Figures 19/20	**1**	**1**	**1**	**2**	**2**	**6**	**1**						

Kaponga Memorial Hall Monthly and Year to Date (YTD) Attendance Figures (People)

	July	August	September	October	November	December	January	February	March	April	May	June	YTD
Monthly Figures 16/17	250	114	0	0	80	250	80	50	306	138	0	0	**1,268**
Monthly Figures 17/18	0	80	250	150	50	220	10	150	80	25	40	30	**1,085**
Monthly Figures 18/19	10	40	40	10	100	400	0	280	10	50	50	0	**990**
Monthly Figures 19/20	**10**	**150**	**60**	**300**	**120**	**720**	**10**						

Please note the Monthly attendance figures were not recorded prior to July 16/17.

Eltham-Kaponga Facility Usage Report - 2019/20

Kaponga Cemetery Monthly and Year to Date (YTD) Figures - Burials (B) and Cremations (C)

	July		August		September		October		November		December		January		February		March		April		May		June		YTD	
	B	C	B	C	B	C	B	C	B	C	B	C	B	C	B	C	B	C	B	C	B	C	B	C	B	C
Burials and Cremations 11/12	0	0	0	0	1	0	2	1	2	0	0	0	0	0	1	0	0	1	0	1	1	0	0	1	**7**	**4**
Burials and Cremations 12/13	2	0	1	0	0	0	1	0	1	0	1	1	0	1	0	0	3	0	0	0	0	0	0	0	**9**	**2**
Burials and Cremations 13/14	0	0	0	0	1	0	0	1	0	1	1	0	2	0	0	0	1	0	1	1	2	0	1	0	**9**	**3**
Burials and Cremations 14/15	1	0	1	0	0	0	1	1	0	1	1	1	1	0	2	0	1	0	1	0	0	0	0	0	**9**	**3**
Burials and Cremations 15/16	2	0	0	0	0	0	3	0	0	1	1	0	2	0	1	0	0	0	0	0	0	2	1	0	**10**	**3**
Burials and Cremations 16/17	0	0	2	0	0	0	0	0	1	0	0	0	1	0	0	0	1	0	1	0	0	1	2	0	**8**	**1**
Burials and Cremations 17/18	0	0	0	1	2	0	1	1	0	2	2	0	0	0	1	0	1	0	2	1	0	1	0	0	**9**	**6**
Burials and Cremations 18/19	0	0	1	0	1	0	0	0	0	0	0	0	0	2	1	3	0	1	3	0	0	0	0	0	**6**	**6**
Burials and Cremations 19/20	**0**	**1**	**2**	**0**	**0**	**0**	**2**	**2**	**0**	**0**	**1**	**0**	**0**	**0**											**5**	**3**

Eltham Swimming Pool Monthly and Year to Date (YTD) Attedance Figures (People)

	July	August	September	October	November	December	January	February	March	April	May	June	YTD
Attendance Numbers 11/12	Closed	Closed	Closed	Closed	Closed	898	1,536	2,688	77	Closed	Closed	Closed	**5,199**
Attendance Numbers 12/13	Closed	Closed	Closed	Closed	Closed	1,129	2,028	3,664	918	Closed	Closed	Closed	**7,739**
Attendance Numbers 13/14	Closed	Closed	Closed	Closed	Closed	1,607	1,700	3,721	1,030	Closed	Closed	Closed	**8,058**
Attendance Numbers 14/15	Closed	Closed	Closed	Closed	Closed	1,716	3,412	2,999	828	Closed	Closed	Closed	**8,955**
Attendance Numbers 15/16	Closed	Closed	Closed	Closed	Closed	1,650	2,480	3,783	741	Closed	Closed	Closed	**8,654**
Attendance Numbers 16/17	Closed	Closed	Closed	Closed	Closed	1,013	1,822	2,794	1,395	Closed	Closed	Closed	**7,024**
Attendance Numbers 17/18	Closed	Closed	Closed	Closed	Closed	1,211	3,062	2,096	568	Closed	Closed	Closed	**6,937**
Attendance Numbers 18/19	Closed	Closed	Closed	Closed	Closed	1,234	2,172	3,781	930	Closed	Closed	Closed	**8,117**
Attendance Numbers 19/20	**Closed**	**Closed**	**Closed**	**Closed**	**Closed**	827	1,735						

Rawhitiroa Swimming Pool Monthly and Year to Date (YTD) Attedance Figures (People)

	July	August	September	October	November	December	January	February	March	April	May	June	YTD
Attendance Numbers 11/12	Closed	Closed	Closed	Closed	Closed	1,531	2,127	1,604	551	Closed	Closed	Closed	**5,813**
Attendance Numbers 12/13	Closed	Closed	Closed	Closed	Closed	1,099	3,422	2,354	942	Closed	Closed	Closed	**7,817**
Attendance Numbers 13/14	Closed	Closed	Closed	Closed	Closed	871	1,162	1,864	338	Closed	Closed	Closed	**4,235**
Attendance Numbers 14/15	Closed	Closed	Closed	Closed	Closed	1,296	3,952	1,507	495	Closed	Closed	Closed	**7,250**
Attendance Numbers 15/16	Closed	Closed	Closed	Closed	Closed	2,152	4,230	2,929	897	Closed	Closed	Closed	**10,208**
Attendance Numbers 16/17	Closed	Closed	Closed	Closed	Closed	1,422	2,233	2,326	665	Closed	Closed	Closed	**6,646**
Attendance Numbers 17/18	Closed	Closed	Closed	Closed	Closed	2,164	5,206	1,803	696	Closed	Closed	Closed	**9,869**
Attendance Numbers 18/19	Closed	Closed	Closed	Closed	Closed	2,095	3,497	2,555	612	Closed	Closed	Closed	**8,759**
Attendance Numbers 19/20	**Closed**	**Closed**	**Closed**	**Closed**	**Closed**	1,433	3,025						

Last updated: 3/03/2020

Eltham-Kaponga Facility Usage Report - 2019/20

Kaponga Swimming Pool Monthly and Year to Date (YTD) Attedance Figures (People)

	July	August	September	October	November	December	January	February	March	April	May	June	YTD
Attendance Numbers 11/12	Closed	Closed	Closed	Closed	Closed	428	972	2,007	21	Closed	Closed	Closed	**3,428**
Attendance Numbers 12/13	Closed	Closed	Closed	Closed	Closed	628	1,787	3,166	661	Closed	Closed	Closed	**6,242**
Attendance Numbers 13/14	Closed	Closed	Closed	Closed	Closed	532	797	2,109	182	Closed	Closed	Closed	**3,620**
Attendance Numbers 14/15	Closed	Closed	Closed	Closed	Closed	821	2,116	1,992	219	Closed	Closed	Closed	**5,148**
Attendance Numbers 15/16	Closed	Closed	Closed	Closed	Closed	1,189	1,942	3,514	613	Closed	Closed	Closed	**7,258**
Attendance Numbers 16/17	Closed	Closed	Closed	Closed	Closed	619	936	2,217	472	Closed	Closed	Closed	**4,244**
Attendance Numbers 17/18	Closed	Closed	Closed	Closed	Closed	924	2,350	1,719	295	Closed	Closed	Closed	**5,288**
Attendance Numbers 18/19	Closed	Closed	Closed	Closed	Closed	980	1,941	2,360	343	Closed	Closed	Closed	**5,624**
Attendance Numbers 19/20	**Closed**	**Closed**	**Closed**	**Closed**	**Closed**	625	1,286						

Southlink Bus Service Statistics (Showing Average Passenger Numbers per Trip)

Waverley to Hāwera	July	August	September	October	November	December	January	February	March	April	May	June	Average YTD	Cost Recovery
2011/2012	12.5	16.1	18.3	18.9	21.8	20.4	18.8	21.0	22.3	21.6	16.5	13.8	**18.50**	**38.80%**
2012/2013	13.9	18.9	22.6	22.8	27.1	25.6	26.0	28.3	25.1	25.4	23.4	24.8	**23.66**	**40.00%**
2013/2014	26.6	20.3	21.0	22.0	17.3	16.3	15.1	14.6	20.4	17.3	14.5	13.6	**18.25**	**47.40%**
2014/2015	17.5	23.5	18.3	18.6	15.0	17.9	15.6	18.8	15.5	16.6	11.9	14.8	**17.00**	**56.24%**
2015/2016	14.6	13.6	10.4	11.5	14.0	13.9	17.0	15.8	15.0	19.4	15.1	15.8	**14.68**	**48.87%**
2016/2017	13.9	14.4	14.9	10.0	13.3	15.6	14.0	14.4	11.9	14.5	14.3	11.2	**13.53**	**44.56%**
2017/2018	10.9	11.3	10.0	14.1	11.5	16.4	12.8	12.9	10.3	9.8	12.9	8.6	**11.79**	**32.35%**
2018/2019	7.6	9.8	9.5	9.9	11.0	11.2	15.2	8.8	6.9	6.2	6.8	6.8	**9.14**	**19.10%**
2019/2020	**5.1**	**6.8**	**6.3**	**6.9**	**5.9**	**6.5**	**6.9**						**6.34**	**10.30%**

Ōpūnake to Hāwera	July	August	September	October	November	December	January	February	March	April	May	June	Average YTD	Cost Recovery
2011/2012	13.4	19.4	24.5	25.0	25.6	23.6	24.6	21.5	23.8	14.5	18.6	13.3	**20.65**	**35.70%**
2012/2013	15.0	12.0	13.9	13.4	14.3	17.5	12.6	11.4	9.0	9.5	12.9	10.9	**12.70**	**19.90%**
2013/2014	9.5	13.4	10.8	7.8	10.5	11.3	10.6	10.5	6.8	5.3	6.2	7.1	**9.15**	**20.70%**
2014/2015	5.5	8.0	8.4	5.3	7.8	2.9	5.8	7.4	4.8	4.1	5.8	4.8	**5.88**	**17.02%**
2015/2016	5.7	3.4	9.0	4.2	6.0	2.4	2.1	4.3	3.1	5.0	1.5	5.1	**4.32**	**12.96%**
2016/2017	4.6	4.6	6.0	2.8	4.6	5.3	2.8	2.9	4.5	3.6	6.4	3.7	**4.32**	**13.41%**
2017/2018	2.0	4.5	3.9	4.0	5.3	4.2	2.8	4.4	5.3	3.4	2.0	2.6	**3.70**	**11.27%**
2018/2019	2.8	1.2	3.3	2.6	3.8	1.4	1.7	3.9	3.0	4.5	3.0	4.1	**2.94**	**4.50%**
2019/2020	**3.5**	**3.3**	**2.4**	**4.2**	**4.0**	**2.9**	**2.3**						**3.23**	**0.04%**

Ōpūnake to New Plymouth	July	August	September	October	November	December	January	February	March	April	May	June	Average YTD	Cost Recovery
2011/2012	10.5	6.0	15.5	13.9	16.6	14.9	17.0	18.6	18.1	16.1	19.0	14.2	**15.03**	**34.30%**
2012/2013	12.4	16.9	11.3	14.8	16.5	20.0	14.5	23.7	14.4	20.8	12.5	11.4	**15.76**	**19.90%**
2013/2014	16.8	11.7	18.8	12.3	19.3	13.3	20.5	17.5	11.6	16.3	10.7	16.3	**15.43**	**30.00%**
2014/2015	13.8	10.3	14.8	10.5	13.6	12.4	10.9	11.5	10.8	8.1	10.9	7.5	**11.26**	**23.08%**
2015/2016	12.3	9.8	9.3	12.7	10.4	9.8	7.9	11.4	9.0	7.4	8.9	10.4	**9.94**	**21.46%**
2016/2017	10.3	9.4	7.7	5.8	9.0	8.5	6.8	9.8	7.3	6.6	6.8	8.2	**8.02**	**17.62%**
2017/2018	6.6	7.6	7.3	6.3	11.9	10.7	10.3	11.0	6.4	7.1	6.6	7.1	**8.24**	**16.60%**
2018/2019	8.5	8.1	10.1	7.1	9.3	7.7	6.3	6.1	6.6	5.0	7.5	7.6	**7.49**	**16.00%**
2019/2020	**8.1**	**6.4**	**10.4**	**13.0**	**11.7**	**10.0**	**15.9**						**10.79**	**21.10%**

Last updated: 3/03/2020

Eltham-Kaponga Facility Usage Report - 2019/20

Manaia to Hāwera	July	August	September	October	November	December	January	February	March	April	May	June	YTD	Cost Recovery
2011/2012	6.8	7.8	10.3	9.3	8.8	9.3	8.4	9.0	8.5	9.9	8.8	7.8	**8.73**	**26.50%**
2012/2013	6.7	7.3	8.0	7.8	7.8	6.8	5.8	5.8	4.5	6.0	5.3	5.0	**6.40**	**16.30%**
2013/2014	4.2	4.0	6.0	3.6	5.0	4.1	4.8	3.3	2.4	2.5	2.8	3.4	**3.84**	**12.00%**
2014/2015	4.1	4.0	5.3	3.1	4.6	3.7	4.0	4.5	3.6	3.8	3.3	3.2	**3.93**	**11.08%**
2015/2016	5.3	3.1	5.6	5.8	6.1	5.8	6.4	6.3	6.1	6.5	6.9	6.9	**5.90**	**16.69%**
2016/2017	7.4	6.5	5.5	5.3	5.4	5.1	4.2	4.5	4.8	4.6	5.2	6.1	**5.38**	**16.43%**
2017/2018	5.6	3.3	3.8	2.8	3.0	3.4	3.5	2.1	3.3	2.8	2.3	3.0	**3.24**	**10.20%**
2018/2019	**2.9**	**3.0**	**1.0**	**3.0**	**1.8**	Service no longer recorded	Service no longer recorded	Service no longer recorded	Service no longer recorded	Service no longer recorded	Service no longer recorded	Service no longer recorded	**2.34**	**8.46%**

Connector Bus Service Statistics (Showing Total Passenger Numbers per Month

													Average	
2018/2019														
Getting on and off in Eltham	**July**	**August**	**September**	**October**	**November**	**December**	**January**	**February**	**March**	**April**	**May**	**June**	**YTD**	**WITT students YTD**
Departing Eltham	161	240	210	122	212	118	165	221	Not yet received	154	259	304.0	**2166**	**512**
Arriving Eltham	134	217	191	159	242	86	162	219	Not yet received	148	282	309.0	**2149**	**505**
2019/2020														
Departing Eltham	163	309	253	174	194	95	62						**1250**	**463**
Arriving Eltham	202	335	275	183	195	86	80						**1356**	**417**

ELTHAM

Willowbrook, Eltham [4 flats] Monthly and YTD Occupancy Figures

Four Flats	**Jul**	**Aug**	**Sept**	**Oct**	**Nov**	**Dec**	**Jan**	**Feb**	**Mar**	**Apr**	**May**	**Jun**
Occupancy 11/12	3	3	4	4	4	4	4	4	4	4	4	4
Occupancy 12/13	4	4	4	4	4	4	4	4	4	4	4	4
Occupancy 13/14	4	4	4	4	4	4	4	4	4	4	4	4
Occupancy 14/15	4	4	4	4	4	4	4	4	4	4	4	4
Occupancy 15/16	4	4	4	4	4	4	4	4	4	4	4	4
Occupancy 16/17	4	4	4	4	4	4	4	4	4	4	4	4
Occupancy 17/18	4	4	4	4	4	4	3	3	3	4	4	4
Occupancy 18/19	4	4	4	4	4	4	3	3	4	4	4	4
Occupancy 19/20	**4**	**4**	**4**	**4**	**4**	**4**	**4**					
YTD Occupancy %	**100%**	**100%**	**100%**	**100%**	**100%**	**100%**	**75%**	**75%**	**100%**	**100%**	**100%**	**100%**

Skittrup Court, Eltham [6 flats] Monthly and YTD Occupancy Figures

Six Flats	**Jul**	**Aug**	**Sept**	**Oct**	**Nov**	**Dec**	**Jan**	**Feb**	**Mar**	**Apr**	**May**	**Jun**
Occupancy 11/12	6	6	6	6	6	6	6	6	5	6	6	5
Occupancy 12/13	5	6	6	6	6	6	6	6	6	6	6	6
Occupancy 13/14	6	6	6	6	6	6	6	6	6	6	6	6
Occupancy 14/15	6	6	6	6	6	6	6	6	6	6	6	6
Occupancy 15/16	6	6	6	6	6	6	6	6	6	6	6	6
Occupancy 16/17	6	6	6	6	6	6	6	6	6	6	5	6
Occupancy 17/18	6	6	6	6	6	6	6	6	6	6	6	6
Occupancy 18/19	6	6	6	6	6	6	6	5	6	6	6	6
Occupancy 19/20	**6**	**6**	**6**	**6**	**6**	**6**	**6**					
YTD Occupancy %	**100%**	**100%**	**100%**	**100%**	**100%**	**100%**	**100%**	**83%**	**100%**	**100%**	**100%**	**100%**

Eltham-Kaponga Facility Usage Report - 2019/20

High Street, Eltham [4 flats] Monthly and YTD Occupancy Figures												
Four Flats	**Jul**	**Aug**	**Sept**	**Oct**	**Nov**	**Dec**	**Jan**	**Feb**	**Mar**	**Apr**	**May**	**Jun**
Occupancy 11/12	4	4	4	4	4	4	4	4	4	4	4	4
Occupancy 12/13	4	4	4	4	4	4	4	4	4	4	4	4
Occupancy 13/14	4	4	3	3	3	4	4	4	4	4	4	4
Occupancy 14/15	4	4	4	4	4	4	4	4	4	4	4	4
Occupancy 15/16	4	4	4	3	3	4	4	4	4	4	4	4
Occupancy 16/17	4	4	4	4	4	4	4	4	4	4	4	4
Occupancy 17/18	4	4	4	4	4	4	4	4	4	4	4	4
Occupancy 18/19	4	4	4	4	4	4	4	4	4	4	4	4
Occupancy 19/20	**4**	**4**	**4**	**4**	**4**	**4**	**4**					
YTD Occupancy %	**100%**	**100%**	**100%**	**100%**	**100%**	**100%**	**100%**	**100%**	**100%**	**100%**	**100%**	**100%**

KAPONGA

Kaponga [4 flats] Monthly and YTD Occupancy Figures												
Four Flats	**Jul**	**Aug**	**Sept**	**Oct**	**Nov**	**Dec**	**Jan**	**Feb**	**Mar**	**Apr**	**May**	**Jun**
Occupancy 11/12	1	1	3	3	3	3	3	3	2	2	2	2
Occupancy 12/13	1	1	3	4	4	4	3	3	2	2	3	3
Occupancy 13/14	3	3	3	3	3	3	3	4	4	4	4	4
Occupancy 14/15	4	4	4	4	4	4	4	4	4	4	4	4
Occupancy 15/16	4	4	4	4	4	4	4	4	3	3	4	4
Occupancy 16/17	4	4	4	4	4	4	4	4	4	4	4	4
Occupancy 17/18	4	4	4	4	4	4	4	4	4	4	4	4
Occupancy 18/19	4	4	4	4	4	4	4	4	4	4	4	4
Occupancy 19/20	**4**	**4**	**4**	**4**	**4**	**4**	**4**					
YTD Occupancy %	**100%**	**100%**	**100%**	**100%**	**100%**	**100%**	**100%**	**100%**	**100%**	**100%**	**100%**	**100%**