SOUTH TARANAKI DISTRICT COUNCIL

Taranaki Coastal Community Board Agenda

Tuesday 25 August 2020
Sandfords Event Centre, 156 Tasman Street, Ōpunakē 2.30 pm



South Taranaki
Alive with opportunity

REAL ENERGY
South Taranaki
District Council

Governance Information

Committee Members

Mrs Bonita Bigham
Ms Sharlee Mareikura
Ms Liz Sinclair
Mr Andy Whitehead

Councillor Aarun Langton

Roles of Community Boards

Community Boards are set up under Section 49 of the Local Government Act 2002 (LGA 2002) and their role is detailed under section 52 of the LGA 2002 to:

- Represent and act as advocates for the interests of their community;
- Consider and report on all matters referred to it by the Council or any matter of interest or concern to the Community Board;
- Make an annual submission to the Council on expenditure within the community;
- Maintain an overview of services provided by the Council within the community;
- Act as a channel of communication between the community and Council;
- Undertake any other responsibilities delegated by the Council.

Health and Safety Message

In the event of an emergency, please follow the instructions of Council staff.

If there is an earthquake – drop, cover and hold where possible. Please remain where you are until further instruction is given.

Conflicts of Interest

Members are reminded of the need to be vigilant to stand aside from decision making when a conflict arises between their role as an elected member and any private or other external interest they might have.

Karakia Timatanga

Ki runga
Ki raro
Ki roto
Ki waho
Rire rire hau
Pae márire

Taranaki Coastal Community Board
25 August 2020 at 2.30 pm

Karakia Timatanga

1. Apologies

2. Open Forum and Presentations

3. Confirmation of Minutes

3.1 Taranaki Coastal Community Board held on 14 July 2020 ..... Page 6

4. Funding Applications

4.1 Ōpunakē Volunteer Fire Brigade – Kitchen Upgrade – Fridge Purchase..... Page 12
4.2 Taranaki National Art Awards – Competition and Exhibition ..... Page 16

5. Matters Arising

5.1 List printed on 19 August 2020 ..... Page 20

6. Information Reports

6.1 Community Development Activity Report..... Page 21
6.2 District LibraryPlus Report – July 2020 ..... Page 28
6.3 Taranaki Coastal Facilities Usage Report ..... Page 32

Next Meeting Date: Tuesday 6 October 2020 - Otakeho Hall, 10 Auroa Road, Otakeho
Elected Members Deadline: 22 September 2020

1. Apologies

Leave of Absence

The Board may grant a member leave of absence following an application from that member. Leave of absences will be held in the Public Excluded section of the meeting.

2. Open Forum

The Council has set aside time for members of the public to speak in the public forum at the commencement of each Council, Committee and Community Board meeting (up to 10 minutes per person/organisation) when these meetings are open to the public. Permission of the Mayor or Chairperson is required for any person wishing to speak at the public forum.

South Taranaki District Council

Board Minutes

To	Taranaki Coastal Community Board
Date	25 August 2020
Subject	**Taranaki Coastal Community Board – 14 July 2020**

(This report shall not be construed as policy until adopted by full Council)

Executive Summary

1. The Taranaki Coastal Community Board met on 14 July 2020. The Taranaki Coastal Community Board is being asked to confirm their minutes from 14 July 2020 as a true and correct record.

Recommendation

THAT the Taranaki Coastal Community Board adopts the minutes from their meeting held on 14 July 2020 as a true and correct record.

Taranaki Coastal Community Board

Minutes of the Ordinary Meeting of the Taranaki Coastal Community Board held at Te Niho Marae, Mid Parihaka Road, Pungarehu on Tuesday 14 July 2020, commencing at 2.30 pm.

PRESENT: Andy Whitehead (Chairperson), Bonita Bigham, Sharlee Mareikura, Liz Sinclair and Councillor Aarun Langton.

IN ATTENDANCE: Mayor Phil Nixon, Councillor Chris Young, Liam Dagg (Group Manager Environmental Services), Masina Taulapapa (Community Development Advisor), Sara Dymond (Governance Officer), five members of the public and one media.

APOLOGIES: Nil.

1 Open Forum and Presentations

1.1 Maata Wharehoka - Parihaka

Parihaka had developed as a result of forward thinking members on the Parihaka Papakāinga Trust (the Trust). This year Tonga Karena was delegated to the Trust and saw the next transition into the $14 million.

Mrs Wharehoka shared her experience of witnessing the arrival of the Crown on 9 June 2017 and her feeling of mild content. She commented on the importance of trust between māori and pākehā and ensuring there was a balance on what was being given to what was being received. The role of the Parihaka network which she led was to ensure that there were stories written by the people of Parihaka.

Mr Whitehead acknowledged the history and the acceptance of the lack of trust. He emphasised his thanks for being invited to host this meeting in their home. There were massive steps to take but this was a small step in that direction.

Mayor Nixon felt privileged to be a part of 9 June 2017 and was pleased to hear that the Crown had given $14 million to the Trust enabling them to tell their story in the way it should be told. This was great for the District, region and New Zealand to be able to have that storey told the right way.

Mr Karena explained that the deed of reconciliation in 2017 was a critical part of Parihaka history. Parihaka was the only one that had major private investment, major local investment and went through different eras of infrastructure. Dates were critical around understanding the community that they were a part of. Parihaka were shovel ready in terms of the Provincial Growth Fund which had forced the development of a tier of governance enabling them to maintain and reinforce relationships.

Mr Karena asked the Board to watch this space and look at what could be done to put their handprint on it as part of their political loyalty to this area.

1.2 Brian Vincent

Mr Vincent shared his personal memory of arriving to Parihaka 60 years prior as a small contractor in Rāhotu operating drain diggers to clear the swamps at Parihaka.

2 Confirmation of Minutes

2.1 Taranaki Coastal Community Board Meeting held on 4 June 2020.

RESOLUTION **(Ms Mareikura/Cr Langton)**

27/20 TC **THAT the Taranaki Coastal Community Board adopts the minutes from the meeting held on 4 June 2020 as a true and correct record.**

CARRIED

3 Funding Application

3.1 Ōpunakē Volunteer Brigade – Kitchen Upgrade – Fridge Purchase

An application was received from the Ōpunakē Volunteer Brigade for funding a kitchen upgrade including the purchase of a fridge.

Due to the applicant not being able to attend in support of their application the Board supported deferring the application until the next meeting.

RESOLUTION **(Ms Bigham/Cr Langton)**

28/20 TC **THAT the Taranaki Coastal Community Board deferred the application from the Ōpunakē Volunteer Brigade for the Kitchen Upgrade and Fridge Purchase.**

CARRIED

4 Matters Arising

4.1 Voluntary Work Register

Councillor Bigham asked Ms Taulapapa to coordinate with whānau at Parihaka to discuss all the voluntary roles undertaken at the Papakāinga.

4.2 Artificial Reef

The Board preferred that this be addressed as a Taranaki Regional Council matter. This would be removed from the matters arising and all matters relating to the artificial reef be referred to TRC as the Council had stepped back from this.

4.3 Ōpunakē Walkway Community Meeting

The Community Development Advisor would work with the Board to organise a meeting for community groups to update what projects were being worked on.

Mr Whitehead asked that a community meeting be coordinated at a later date to discuss the Ōpunakē Lake.

5 Information Reports

5.1 Community Development Activity Report

The report updated the Board on progress with community development projects and activities across the District and other items of interest.

The application to the NZTA Waka Kotahi Innovating Streets Pilot Fund for the co-design and implementation of temporary street treatments in Eltham and Waverley was successful. The temporary treatments could be moved around to experiment what worked well and by using this knowledge and materials to experiment in other towns. The treatments were around traffic calming and building the heart in town which aligns with the revitalisation in the town.

The nominations for the South Taranaki Community Awards were open until Thursday 30 July. The function would be held at the Hāwera Cinema 2 on Tuesday 8 September. The nominations for the South Taranaki Sporting Hall of Fame were open until Friday 31 July. Nominees would need to meet criteria which was outlined on the nomination form. The Committee reviewed previous nominations as well.

In response to the comment around Bowen Crescent Playground Mr Dagg updated that the injury reported was historical, and the mountain had been closed and fenced off. There was no timeframe in place for the improvements to be made.

RESOLUTION **(Ms Mareikura/Ms Bigham)**

29/20 TC **THAT the Taranaki Coastal Community Board receives the Community Development Activity Report.**

CARRIED

5.2 District LibraryPlus Report

The report covered the range of library activities and statistics across the District for May and June 2020.

Mayor Nixon commented on the 8,777 new resources being distributed across the seven LibraryPlus branches in 2019/20 financial year. Due to distribution issues associated with lockdown a lot of the books on order were taking months, rather than weeks. The delays would be expected to continue for some time yet.

The Taranaki Coastal Community Board supported sending a letter of thanks to all seven LibraryPlus facilities across the District to show their appreciation of the work carried out during lockdown.

RESOLUTION **(Ms Bigham/Cr Langton)**

30/20 TC **THAT the Taranaki Coastal Community Board receives the District LibraryPlus Report May and June 2020.**

CARRIED

5.3 Taranaki Coastal Facilities Usage Report – 2019/20

The facility usage report summarised the total usage of a range of Council owned assets and services, within the Taranaki Coastal ward.

RESOLUTION **(Ms Mareikura/Ms Sinclair)**

31/20 TC **THAT the Taranaki Coastal Community Board receives the Taranaki Coastal Facilities Usage Report – 2019/20.**

CARRIED

The meeting concluded at 3.30 pm.

Dated this day of 2020.

……
CHAIRPERSON

Taranaki Coastal Local Discretionary Fund Application Summary

Please note: Completed applications, including attachments, are provided to the Community Board in the Communications Centre within Diligent. Only the application form will appear in the Board Agenda. Please bring the full application from the Communications Centre with you for reference if needed at the Board meeting.

25 August 2020 Taranaki Coastal Community Board Meeting

LDF Balance	**$20,535.85**			
Applicant	**Project**	**Request**	**Items for consideration**	**Sample Resolutions**
Ōpunakē Volunteer Fire Brigade	Kitchen upgrade – Fridge purchase	$2,937.61		• Approve • Give a lesser amount; or • Decline
Taranaki National Art Awards	Taranaki National Art Awards competition and exhibition	$2,500.00	Late application – three days after close. The applicant has received $5,000 from STDC in the 2020-21 year as a one-off grant. If other funding requests are successful, it may be possible to refund any unused grant allocated by the Community Board.	• Approve • Give a lesser amount; or • Decline

South Taranaki
Alive with opportunity

Taranaki Coastal Ward Local Discretionary Fund Application Form

Taranaki Coastal Local Discretionary Fund Criteria

The purpose of the Local Discretionary Fund is to fund small projects within the ward that encourage groups with non-profit making or charitable aims to develop services, facilities, amenities or programmes for: recreation and sport; entertainment and amusement; culture and arts; and the general benefit of the community.

This fund should generally be treated as a **LAST** resort after all other attempts to raise funds or obtain assistance have been unsuccessful.

The following are ineligible for funding:

- **Travel costs**
- **Individuals**
- **Gifts**
- **Conference attendance; and**
- **Food or catering costs.**

- The Board will not normally provide retrospective funding.
- Successful applicants are required to provide a written report upon completion of their project.

You will not normally be eligible for funding if you have already received funding from the Taranaki Coastal (formerly Egmont Plains) Discretionary Fund this financial year (1 July – 30 June).

Attachment Details

You MUST attach the following information:

☐ **A full set of accounts/financial statements and a copy of your most recent bank statement.**

☐ **Evidence you have applied to other funding sources and the results.**

Please make sure you have attached the following information:

☐ **Quotes for your project costs.**

☐ **A bank deposit slip with group's bank account details.**

☐ **Copy of meeting minutes confirming group's approval to apply to this fund.**

IF YOU ARE UNABLE TO PROVIDE ANY OF THE ABOVE, PLEASE GIVE AN EXPLANATION BELOW

(please use a separate sheet if needed)

Section 1 - Applicant Details

Name of group/organisation:	OPUNAKE VOLUNTEER FIRE BRIGADE		
Email Address:	craigdingle@hotmail.com		
(**Note:** *all correspondence relating to your application will be sent to this email address in the first instance)*			
Postal Address:	P.O BOX 5 OPUNAKE		
Postcode:		Telephone (day):	0274 446 148
Project		**Amount Requested**	
KITCHEN UPGRADE OPUNAKE FIRE STATION		2,937.61	

4

What is the legal status of your group?

☐ Trust ☐ Incorporated Society ☐ Informal Community Committee

Other – Please State: VOLUNTEER FIRE BRIGADE

Are you GST Registered: ☐ Yes GST Num: _____ ☐ No

How many members does your group currently have? _____

Contact Details: (Please provide two contacts for your group)

Name:	CRAIG DINGLE
Position:	CFO OPUNAKE FIRE BRIGADE
Address:	151 WAITEIKA ROAD
	OPUNAKE RD32
Phone:	0274 466 148
Email:	craigdingle@hotmail.com

Name:	ANDREW PENTELOW
Position:	DCFO OPUNAKE FIRE BRIGADE
Address:	
Phone:	027 417 3319
Email:	Andrew.Pentelow@fireandemergency.nz

What is the purpose of your group?

We are a Volunteer fire Brigade for FIRE AND EMERGENCY NEW ZEALAND

How is your group normally funded?

We get Quarterly grants and we fund raise.

Section 2 – Project Details

Provide a brief project description:

Our old small kitchen needed up grading and the extention and upgrade cost more than expected. The build took longer than expected and we lost our $15,000 T.S.B grant. We are now short the money for a new fridge.

Project start date: MARCH 2018 **Project end date:** OCT 2020

Who will benefit from your project and how?

Opunake Volunteer FIRE Brigade

R.S.A

The wider community when we have big events like flooding etc and we are at the station for long periods of time.

Is consultation required with Māori/local Iwi for your project? Yes ☐ No ☑

If so, how have you undertaken consultation and what feedback was provided?

4

Section 3 – Financial Details

Project cost details: Applicants who are GST-registered need to provide budget figures that exclude GST. If you are not GST-registered your budget figures need to include GST

Item	Cost
HEARTLAND CONSTRUCTION EXTENTION TO KITCHEN	$ 49,000
	$
KITCHEN DESIGN (KITCHEN FIT OUT)	$ 15,000
	$
KITCHEN APPLIANCES	$ 5,545.11
Total Project Cost	$ 69,545.11

Project income details: e.g. project income and other sources of income eg. other grants *(including applications to other community boards)*, donations, discounts on services, own contribution, existing funds, expected fundraising.

Income Source	Confirmed (Yes/No/Awaiting Outcome)	Amount
PUB CHARITY	YES	$ 10,000
T.S.B FOR BUILDING $15,000	YES - but Project went over time Had to return	$ 0
ONAKE FIRE BRIGADE FUND RAISING	YES	$ 39,000
FIRE & EMERGANCY NZ	AWAITING OUTCOME	$ 2,607.50
TSB KITCHEN FIT OUT $15,000	YES	$ 15,000
TARANAKI COASTAL C.B	AWAITING OUTCOME	$ 2,937.61
	Total Funds Available	$

Funding summary:

Total Project Cost	$ 69,545.11
Less/minus Total Funds Available	$ 66,607.50
Difference/shortfall	$ 2,937.61
Amount requested from Discretionary Fund	$ 2,937.61

South Taranaki District Council

Section 4 – Declaration

- We declare that we are a not-for-profit group.

  (A not for profit group does not earn profits for its members. All of the money raised or donated is used in pursuing the group's objectives.)

- The information supplied in this application is correct.

- We certify that any funding received through the Taranaki Coastal Community Board Discretionary Fund will be used solely for the project or purposes disclosed in our application.

- If this application is successful, we agree to provide any report, receipts or invoices which may be requested and to promote or acknowledge the support of the Community Board at every opportunity.

Please provide two members signatures

Name: CRAIG DINGLE

Signature: Craig Dingle

Position in group: CFO

Date: _____

Name: Andrew Pentelow

Signature: _____

Position in group: DCFO

Date: _____

Applications close on the following 2020 dates:

Monday 6 January	Monday 22 June
Monday 17 February	Monday 3 August
Monday 30 March	Monday 14 September
Monday 11 May	Monday 27 October

Post: Executive Assistant Community & Infrastructure Services
South Taranaki District Council
Private Bag 902
Hāwera 4640

Email: funding@STDC.govt.nz

INCOMPLETE APPLICATIONS WILL BE RETURNED TO APPLICANT FOR COMPLETION
(please be aware this could delay the consideration/outcome of your application).

LATE APPLICATIONS WILL NOT BE CONSIDERED

OPUNAKE VOLUNTEER FIRE BRIGADE
TSB BANK OPUNAKE
BANK DEPOSIT SLIP TO BE SENT THROUGH SOON.

South Taranaki
Alive with opportunity

Taranaki Coastal Ward Local Discretionary Fund Application Form

4

Taranaki Coastal Local Discretionary Fund Criteria

The purpose of the Local Discretionary Fund is to fund small projects within the ward that encourage groups with non-profit making or charitable aims to develop services, facilities, amenities or programmes for: recreation and sport; entertainment and amusement; culture and arts; and the general benefit of the community.

This fund should generally be treated as a **LAST** resort after all other attempts to raise funds or obtain assistance have been unsuccessful.

The following are ineligible for funding:

- **Travel costs**
- **Individuals**
- **Gifts**
- **Conference attendance; and**
- **Food or catering costs.**

- The Board will not normally provide retrospective funding.
- Successful applicants are required to provide a written report upon completion of their project.

You will not normally be eligible for funding if you have already received funding from the Taranaki Coastal (formerly Egmont Plains) Discretionary Fund this financial year (1 July – 30 June).

Attachment Details

You MUST attach the following information:

☑ **A full set of accounts/financial statements and a copy of your most recent bank statement.**

☑ **Evidence you have applied to other funding sources and the results.**

Please make sure you have attached the following information:

☑ **Quotes for your project costs.**

☑ **A bank deposit slip with group's bank account details.**

☑ **Copy of meeting minutes confirming group's approval to apply to this fund.**

IF YOU ARE UNABLE TO PROVIDE ANY OF THE ABOVE, PLEASE GIVE AN EXPLANATION BELOW

_____

_____

_____

(please use a separate sheet if needed)

Section 1 - Applicant Details

Name of group/organisation:	Taranaki National Art Awards		
Email Address:	contact@taranakiartawards.co.nz		
(**Note:** *all correspondence relating to your application will be sent to this email address in the first instance)*			
Postal Address:	PO Box 11, Opunake.		
Postcode:		Telephone (day):	(06) 761 7534
Project		**Amount Requested**	
Taranaki National Art Awards competition and exhibition		2,500.00	

4

What is the legal status of your group?

☑ Trust ☐ Incorporated Society ☐ Informal Community Committee

Other – Please State: _____

Are you GST Registered: ☐ Yes GST Num: _____ ☑ No

How many members does your group currently have? 8

Contact Details: (Please provide two contacts for your group)

Name:	Natasha Sefton-Zachan
Position:	Secretary
Address:	57 Longfellow Rd Opunake
Phone:	02111848SO
Email:	seftonz@icloud.com

Name:	Bert Treffers
Position:	Chairman
Address:	18A GISBORNE TCE OPUNAKE 4616
Phone:	027 490 4343
Email:	treffersbert@gmail.com.

What is the purpose of your group?

please see attached document.

How is your group normally funded?

please see attached document.

Section 2 – Project Details

Provide a brief project description:

please see attached document.

Project start date: 30.10.2020 **Project end date:** 07.11.2020

Who will benefit from your project and how?

please see attached document

Is consultation required with Māori/local Iwi for your project? Yes ☐ No ☑

4

If so, how have you undertaken consultation and what feedback was provided?

Section 3 – Financial Details

Project cost details: Applicants who are GST-registered need to provide budget figures that exclude GST. If you are not GST-registered your budget figures need to include GST

Item	Cost
Please see attached Budget	$
	$
	$
	$
	$
Total Project Cost	**$ 31,875.00**

Project income details: e.g. project income and other sources of income eg. other grants *(including applications to other community boards)*, donations, discounts on services, own contribution, existing funds, expected fundraising.

Income Source	Confirmed (Yes/No/Awaiting Outcome)	Amount
STDC	5000.00 Yes	$ 5000.00
existing Funds	Yes	$ 8480.00
N2CT	awaiting outcome	$ 8411.10
TSB CT	awaiting outcome	$ 5500.00
Door/Raffle/Entry fees		$ 8030.00
		$
	Total Funds Available	**$ 35421.10**

Funding summary:

Total Project Cost	$ 31,875.00
Less/minus Total Funds Available	$ 35,421.10
Difference/shortfall	$ 3546.10
Amount requested from Discretionary Fund	**$ 2500.00**

South Taranaki District Council

Section 4 – Declaration

- We declare that we are a not-for-profit group.

  (A not for profit group does not earn profits for its members. All of the money raised or donated is used in pursuing the group's objectives.)

- The information supplied in this application is correct.

- We certify that any funding received through the Taranaki Coastal Community Board Discretionary Fund will be used solely for the project or purposes disclosed in our application.

- If this application is successful, we agree to provide any report, receipts or invoices which may be requested and to promote or acknowledge the support of the Community Board at every opportunity.

Please provide two members signatures

Name: Natasha Sefton-Zachan
Signature: NatashaSeftonZachan
Position in group: Secretary
Date: ~~30~~ 03.08.2020

Name: BERT TREFFERS
Signature:
Position in group: CHAIRMAN
Date: 03-08-2020

Applications close on the following 2020 dates:

Monday 6 January	Monday 22 June
Monday 17 February	Monday 3 August
Monday 30 March	Monday 14 September
Monday 11 May	Monday 27 October

Post: Executive Assistant Community & Infrastructure Services
South Taranaki District Council
Private Bag 902
Hāwera 4640

Email: funding@STDC.govt.nz

INCOMPLETE APPLICATIONS WILL BE RETURNED TO APPLICANT FOR COMPLETION
(please be aware this could delay the consideration/outcome of your application).

LATE APPLICATIONS WILL NOT BE CONSIDERED

Reference/Source Committee/Meeting Date	Matters Arising	Group Responsible	Department (Team)	Update	Project Deadline
Taranaki Coastal Community Board 28/01/2020	**Voluntary Work Register** The Board would like to keep a record of voluntary maintenance work undertaken in the community.	Community and Infrastructure Services	Community Development	The Community Development Advisor is keeping a record of voluntary work undertaken in the District and will coordinate with whanau at Parihaka to record voluntary work carried out at Parihaka also.	Ongoing
Taranaki Coastal Community Board 04/06/2020	**Ōpunakē Walkway Community Meeting** Mr Whitehead asked if the Council could assist with holding other community meetings on specific topics to provide updates to the community on what was happening in the area. Councillor Langton noted that it would be good to hold a meeting with stakeholders to get some discussion going on further developments at Ōpunakē Lake. Mrs Bigham suggested bringing the community groups together to share what was being undertaken and then move the mahi on at those forums.	Community and Infrastructure Services	Community Development	The Community Development Advisor is working with the Board to organise a community hui in early October where community groups can update each other on what projects are being worked on. A community meeting is to be coordinated at a later date to discuss the Ōpunakē Lake.	1/011/2020

Information Report

6

To	Taranaki Coastal Community Board
From	Community Development Manager, Claire Symes
Date	25 August 2020
Subject	**Community Development Activity Report**

Executive Summary

1. This report updates the Taranaki Coastal Community Board on progress with community development projects and activities across the District and other items of interest.

Recommendation

THAT the Taranaki Coastal Community Board receives the Community Development Activity Report.

District Activities

Innovating Streets Pilot Project

2. The application to the New Zealand Transport Agency (NZTA) Waka Kotahi Innovating Streets Pilot Fund for the co-design and implementation of temporary street treatments in Eltham and Waverley was successful and Bluemarble from New Plymouth will be working with the local co-design teams, NZTA and Council staff to develop draft plans. The plans will look at the key issues identified in the Town Master Plans including speed, noise, safety, amenity and sense of place.

3. It is planned to have the consultation and design completed by November and the treatments installed during February and March. The treatments may be left in place if the monitoring and evaluation shows that they are working well. NZTA will fund 90 percent of the project costs.

Network of Trades Meeting

4. The Taranaki Chamber of Commerce organises a monthly networking meeting for tradies to attend alternating the venue hosts from north to south of the region. This month the Council hosted the evening on Tuesday 18 August, with a short presentation from Liam Dagg, Group Manager Environmental Services. Mayor Phil Nixon will explain how the Mayors' Taskforce for Jobs Steering Group works with businesses and students to facilitate understanding and employment opportunities.

Daffodil Project

5. Daffodils are in bloom outside Rāhotu School, Ōpunakē Kōhanga reo, Mokoia School and Pātea who all received 200 daffodil bulbs as part of Council's beautification project. The bulbs were all very well received and it's worthwhile keeping an eye out for them as you drive around the district.

Pātea Ward

Pātea Beach Lookout Directional Sign

6. A site meeting was held on 10 July 2020 to discuss placement of the directional sign at the Pātea Beach Lookout. The sign will include locations of historical significance to Pātea and an information sign will be installed next to the directional sign explaining each location and its relationship to Pātea. Sign design and content is currently being developed.

York Street, Pātea – Improve River Access Project

7. The clearing and levelling of the bare section between York Street and the Pātea River is planned to start in mid August. This is to tidy up and enhance the area and improve access to the river.

Pātea River Walkway Signs

8. The new design for the heritage signs along the Pātea River Walkway which need replacing, has received positive comments and the original posts and slabs which the panels were mounted on are to be retained. A meeting will be organised with Te Rūnanga o Ngāti Ruanui to further discuss the panel content.

Pātea Loop Track

9. A walk through was held on 10 July 2020 with members of the Pātea Golf Club, Deputy Mayor Rob Northcott and Council staff. A possible route for the Golf Club section of the Pātea Loop Walkway was discussed. The proposed route will also be reviewed with Te Rūnanga o Ngāti Ruanui and the signage will be developed in consultation with the Club and the iwi.

Mana Bay Emergency Phone

10. The emergency phone that is on the wall of the Mana Bay toilets at Patea Beach is no longer working and officers have arranged for it to be removed. We have been unable to source a replacement device in either New Zealand or Australia, and leaving it on the wall gives a false impression that in the event of an emergency the phone would work. The harsh coastal conditions are not that conducive and the current phone has been replaced on more than one occasion since it was installed.

11. The responses to inquiries with the Telco's has been that there is cellphone coverage at the beach, although officers and locals are aware that this is not the case and in an emergency, people need to drive to the top of the hill above the beach to get reliable coverage. Council officers will make further enquiries with the cellphone companies to see if there is a better solution.

Eltham-Kaponga Ward

Soldiers Park Pathway

12. A meeting was held with representatives from Ōkahu-Inuawai hapū from Te Korowai o Ngāruahine and Te Rūnanga o Ngāti Ruanui to discuss the proposed lime fines pathway along the Mangawharawhara Stream between Eltham School and the Golf Club. The iwi and hapū requested a statement of commitment from the Council detailing what the Council will do to improve the health of the stream before they will consider supporting the pathway's installation. This statement is being developed.

13. In the meantime, in response to a request to get permission to cross the Ministry of Education land by the stream, the Ministry responded saying they would require a legal easement for the pathway to be put in place. At a meeting of the Eltham Community Development Group it was suggested that the proposed route of the track be relocated to the Golf Club side of the stream which would eliminate the need for an easement, and this will be investigated.

Te Hāwera Ward

Normanby Community Meeting

14, Te Hāwera Community Board members joined with the Council Pathways Committee to meet the Normanby community at a public meeting held in the Normanby Recreation Centre on 29 July.

15. The purpose of the meeting was to discuss the commuter pathway between Normanby and Hāwera, and for the Board to gather ideas for a community project in the area around the Recreation Centre. About 40 people attended the meeting and feedback was collected to be used by Pathways and Te Hāwera Community Board in future discussions and decisions. A report on the Normanby and Hāwera Pathway will be presented to the Council's Policy and Strategy Committee meeting on 7 September.

Taranaki Coastal Ward

Ablution Pod at Cape Egmont Boat Club

16. Ground preparations for the ablution pod at the Cape Egmont Boat Club are underway. The Parihaka Papakāinga Trust blessed the site after their last Trustee meeting on Sunday 2 August and works commenced soon after. It is expected to take 2 - 3 weeks to complete the installation with a blessing to be held once all works are completed.

Funding

Council Funding Round Dates for 2020

Council Funds	Open	Close	Focus Area
Tangata Whenua Liaison Fund	7 February	31 May *(extended due to COVID-19)*	Support local groups such as marae committees and/or hapū, projects and initiatives that develop positive relationships between Tangata whenua, Council and the people of South Taranaki.
Creative Communities Scheme	11 February 29 July	8 May *(extended due to COVID-19)* 9 September	Local arts projects meeting the criteria of broad community involvement, diversity or young people.
Sport NZ Rural Travel Fund	11 February 8 September	20 March *(allocation meeting delayed due to COVID-19)* 12 October	Travel costs for regular, local sports competitions.

Council Funds	Open	Close	Focus Area
Waimate Development Levy	7 April 21 September	8 May 23 October	The development or maintenance of public assets that are located on Council-owned property or reserves in the Waimate area.
Rural Hall Grant	30 June	30 September	Eligible applicants notified direct.
Community Surveillance System Fund	30 June	30 September	Eligible applicants notified direct.
Pātea Centennial Bursary	1 November	30 November	Pātea residents over the age of 15 years enrolling in part, or full-time tertiary study in 2021.

Tangata Whenua Liaison Fund

17. The Iwi Liaison Committee will confirm the grant allocations for the Tangata Whenua Liaison Fund at its meeting scheduled for Wednesday 2 September, and applicants will be notified by a Council staff member soon after this time.

Sport NZ Rural Travel Fund

18. All eight successful applicants from Round Two of the Sport NZ Rural Travel Fund 2019/20 have received their allocated funding amounts. The table below shows the outcomes of the application round. The next round of funding for the Sport NZ Rural Travel Fund will be opening on 8 September 2020.

Applicant	Purpose of Travel Grant	Amount Requested	Allocation
South Taranaki Primary Schools Hockey Assn	Subsidise petrol costs for those travelling to Stratford every week to play.	$2,500.00	$500.00
Eltham Assn. Football Club Inc.	For grade 9/10 and 10/12 teams to travel on alternate weekends to New Plymouth, Waitara, Inglewood and Oakura.	$1,000.00	$300.00
Pātea Area School	Cover cost if travel for teams to attend game day Netball and Basketball based in Hāwera.	$1,500.00	$1,200.00
Waverley Primary School	For fuel costs and RUC for the school van which will be used to transport children to and from winter sports.	$1,000.00	$1,000.00
Hāwera Football Club	To assist our parents with petrol costs associated with travelling to and from Saturday morning football matches.	$4,040.00	$850.00
Rāwhitiroa School	To help families travel from as far as Makahu to practices and games in Stratford.	$800.00	$200.00
Ōpunakē High School	For students to attend after school sports in Taranaki, Hockey, Rugby, Soccer, Basketball, Netball.	$2,630.00	$1,086.12

Applicant	Purpose of Travel Grant	Amount Requested	Allocation
Hāwera High School	Help transport students to events around Taranaki. Hockey in Stratford, Girls Basketball in Ōpunakē and all other home / away games.	$2,800.00	$850.00

Local Discretionary Funds

Funding Applications

19. The latest deadline for the 2020/21 Local Discretionary Fund applications was 3 August. The remaining deadlines for the Local Discretionary Fund are listed below:

- 15 September
- 27 October

20. As all Community Board members are now on Diligent, all eligible and complete applications (including attachments), are provided to the Community Boards in Diligent prior to the Board meetings. Only the application form will appear in the Community Board agendas for consideration, however the complete applications will remain in the Comms Centre of Diligent until after the meeting.

Events

Upcoming Events

21. The events team are gearing up for a busy few months now that Government restrictions have been lifted. Nominations for both the South Taranaki Community Awards and the South Taranaki Sporting Hall of Fame have now closed. The following events have been scheduled in September:

- Arts on Tour – From Scratch 6 September
- South Taranaki Community Awards 8 September
- XRACE Hāwera 13 September

Claire Symes
Community Development Manager

[Seen by]
Fiona Aitken
Group Manager Community and Infrastructure Services

APPENDIX 1
Board's Discretionary Fund balance as at 24 August 2020 for the 2020/21 financial year.

Te Hāwera Community Board – 2019/2020			**Total Budget**	**$36,999.00**
Date	**Applicant**	**Purpose**	**Amount**	**Balance**
13 July 2020	Menzshed	Purchase of essential tools and equipment.	$5,370.00	$31,629.00
			Remaining balance	**$31,629.00**

Te Hāwera Community Board Committed Funds			**Total Committed**	**$0.00**
Date	**Applicant**	**Purpose**	**Amount Committed**	**Amount Uplifted**
				$0.00

Eltham-Kaponga Community Board – 2019/2020			**Total Budget**	**$12,016.27**
Date	**Applicant**	**Purpose**	**Amount**	**Balance**
24 August 2020	Eltham Community Development Group	To install three steel artwork panels in the new garden at Bridger Park.	$2,709.45	
			Remaining balance	**$12,016.27**

Eltham-Kaponga Community Board Committed Funds			**Total Committed**	**$1,046.00**
Date	**Applicant**	**Purpose**	**Amount Committed**	**Amount Uplifted**
27 May 2019	Eltham Community Board	New Signage for Soldiers Park	$1,046.00	-
				$1,046.00

Pātea Community Board – 2019/2020			**Total Budget**	**$13,813.20**
Date	**Applicant**	**Purpose**	**Amount**	**Balance**
15 July 2020	Waverley RSA	Hall hireage for the Waverley RSA Centennial	$90.00	$13,723.20
15 July 2020	Pātea Community Board	Create shelter/shade area with chairs at Aotea Park	$1,500.00	$12,223.20
15 July 2020	Tainui Day Centre (BAF)	Support for venue hireage for the Hunter Shaw building	$1,071.00	$11,152.20
			Balance Remaining	**$11,152.20**

Pātea Community Board Committed Funds			Total Committed	$1,500.00
Date	**Applicant**	**Purpose**	**Amount Committed**	**Amount Uplifted**
28 May 2015	Pātea Community Board	Directional Sign at Pātea Beach Lookout	$1,500.00	-
				$1,500.00

Taranaki Coastal Community Board – 2019/2020			Total Budget	$20,535.85
Date	**Applicant**	**Purpose**	**Amount**	**Balance**
25 August 2020	Ōpunakē Volunteer Fire Brigade	To help with the kitchen upgrade at the Fire Station	$2,937.61	
			Balance Remaining	**$20,535.85**

South Taranaki District Council

Information Report

To	Taranaki Coastal Community Board
From	Libraries and Cultural Services Manager, Cath Sheard
Date	25 August 2020
Subject	**District LibraryPlus Report – July 2020**

Executive Summary

1. This report covers the range of library activities and statistics across the District for July 2020.

Recommendation

THAT the Taranaki Coastal Community Board receives the District LibraryPlus Report – July 2020.

LibraryPlus Activities

2. As more people start travelling nationally, instead of internationally, the information areas in the LibraryPlus have become busier. Local walks are quite popular, and the mountain attracts a lot of interest especially with those travelling to the Taranaki region for the first time.

Public Outreach and Events

3. Around the District more events are being held but it is noticeable, especially in Hāwera, that people still feel some reluctance to be in crowds or spend time here unnecessarily. There does not appear to be the same level of concern in the smaller branches. Issues remain about the same, so people are using the LibraryPlus but in a slightly modified way.

4. In July the Ronald Hugh Morrieson Awards research article workshops were held in schools with the 2020 judge. Only two schools chose to run the workshops; at the time of booking schools were still concerned with contact of visitors from outside of the school community and chose not to participate. The competition closes on 14 August and the number registering an entry is considerably lower than in past years. Staff suspect this is again due to COVID-19, with the public not being in the right mental space to participate.

5. A crowd of 50 people gathered for the launch of *Origins of Hāwera street names* by local historians, Arthur Fryer and Ross Corrigan, with Hāwera Genealogy's convenor, Jill Williams hosting the event. Ross Corrigan presented the book and spoke of it being a labour of love they had worked on for over 30 years and brought with him the original 1990 version. The books sold out following the informative presentation, with audience members keen to find the origin of their own street names.

Children's Services

6. Eight South Taranaki schools participated in author visits via the Zoom platform in July. This was a collaboration between the NZ Book Council and South Taranaki Libraries to celebrate finalist books in the NZ Book Awards for children and young adults. Author Donovan Bixley read his picture book, How Maui Slowed the Sun, and explained the writing and drawing process involved in completing a book.

7. Schools appreciated the chance to participate via Zoom since they did not need to organise transport for children to leave school grounds. Feedback included:

   'My class thoroughly enjoyed the zoom session with Donovan. His talk and demonstrations have definitely inspired my class' - ***Eltham School***

   'This was a top-class interaction and workshop for our children. We have bought a couple of his books. Thank you so much for this opportunity' - ***Mokoia School***

8. The Taranaki Secondary School Literary Challenge was held on 29 July at the Hāwera Community Centre with eight teams participating. Sacred Heart's junior team placed 1st; NPGHS 2nd and Sacred Heart Team 2 placed 3rd. Due to the Awards presentations being held via Zoom this year a student could not be chosen to attend using the Lysaght-Watt prize money. Instead four tablets were purchased and presented to students whose names were drawn out of the hat; these were won by two students each from Waitara and Ōpunakē High Schools.

9. The school holidays were themed Let's Go Kiwi, and featured finalist books in the New Zealand Children's Book Awards, with a wide range of events and activities across the District. Arts Coordinator, Michaela Stoneman ran an interactive session with the Eltham children using the book *Wildlife of Aotearoa* and was delighted with the enthusiasm of the small but eager group of boys who attended.

Digital Services

10. The reach of the LibraryPlus social media presence continues to grow. Facebook posts for July had a total reach of 17,096 with the highest reaching post at 1,756. The highest number of engagements for one post during July was 130 (engagements are comments, shares and link clicks).

11. During July Twitter posts collected 3,371 impressions, with the top tweet gaining 1,235 impressions.

12. Staff attended a webinar on Cloud Library Checkout; this is an easy to use App which is installed on a customer's phone. Customers can self-issue items using the application without having to go to the front desk, which lowers the risk of COVID transmission should New Zealand experience a second wave. It has seamless real time integration with Koha, our Library Management System, and goes live on 31 August.

Statistics

Wi-Fi and APNK Usage

13. In July there were 57,156 minutes used on APNK, compared with 60,580 in the year prior. The number of logins for the month is not currently available.

Circulation

14. Issues for July were 14,289 compared with 14,853 for the same period last year.

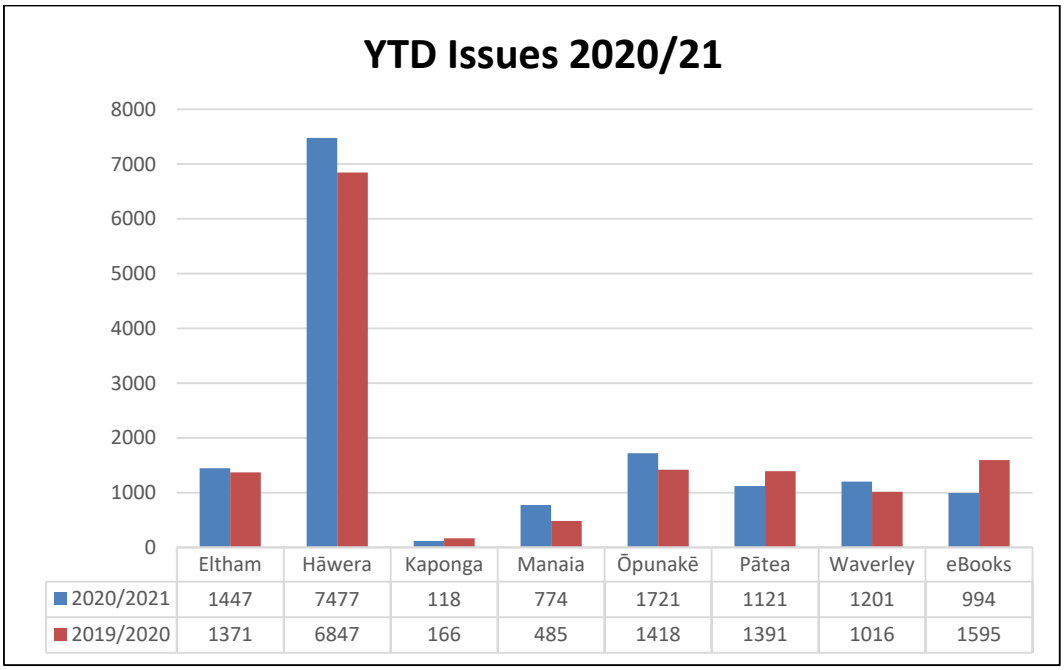

15. During lockdown we started pushing eBooks and eAudio via social media, as did libraries around the country. This caused an immediate surge in interest and this has continued. July issues at 1,595, are considerably higher than an average pre-lockdown month of around 900 issues.

New Resources

16. The acquisitions department has processed 1,173 new resources and distributed them across the seven LibraryPlus branches in the first month of the financial year. Of these, 34% were for children and teens. Due to distribution issues associated with lockdown a lot of the books on order are taking months, rather than weeks, to arrive and we expect the delays to continue for some time yet.

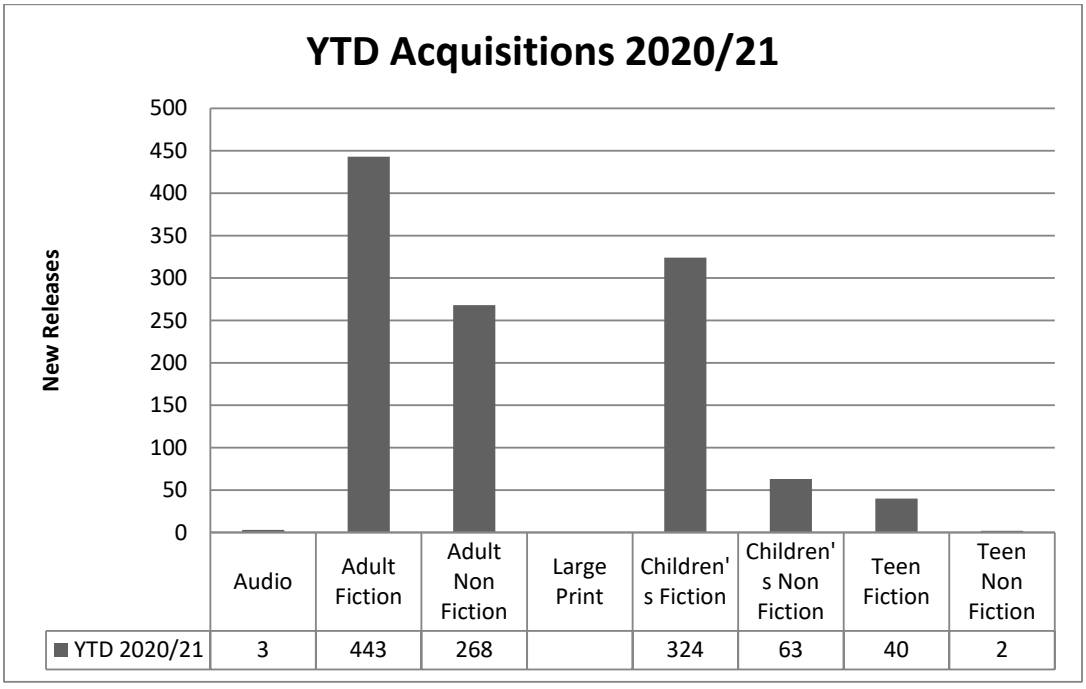

Membership

17. Membership of the libraries stands at 12,653 or 47% of the population.

Conclusion

18. The LibraryPlus continue to provide a safe welcoming physical space, while keeping a higher level of virtual programming running. This ensures the public can access our services however feels safest for them, and means staff remain confident in online delivery methods. This hybrid model is likely to remain our new COVID-19 inspired normal and opens up our services to a wider audience. The fact that issues have remained steady indicates the model is working, and we are continuing to meet people's needs.

Cath Sheard
Libraries and Cultural Services Manager

[Seen by]
Fiona Aitken
Group Manager Community and Infrastructure Services

South Taranaki District Council

Information Report

To	Taranaki Coastal Community Board
From	Administration Officer Community and Infrastructure Services, Jacinta Fitzgerald
Date	25 August 2020
Subject	**Facilities Usage Report**

(This report shall not be construed as policy until adopted by full Council)

Executive Summary

1. The facility usage report summarises the total usage of a range of Council owned assets and services, within the South Taranaki District.

Recommendation

THAT the Taranaki Coastal Community Board receives the Facilities Usage Report.

Taranaki Coastal Facility Usage Report - 2020/21

ŌPUNAKĒ

Please note: Figures for March, April and May 2020 will vary due to the closure of public facilities during the COVID-19 (Corona Virus) pandemic (national lockdown).

Ōpunakē Cemetery Monthly and Year to Date (YTD) Figures - Burials (B) and Cremations (C)

	July		August		September		October		November		December		January		February		March		April		May		June		YTD	
	B	C	B	C	B	C	B	C	B	C	B	C	B	C	B	C	B	C	B	C	B	C	B	C	B	C
Burials and Cremations 11/12	1	0	2	0	0	0	1	1	4	1	4	1	1	1	0	2	0	0	1	1	1	0	0	1	**15**	**8**
Burials and Cremations 12/13	0	0	1	1	2	1	1	1	0	0	1	0	1	0	1	1	0	0	0	0	0	0	0	0	**7**	**4**
Burials and Cremations 13/14	0	0	1	2	3	0	0	0	0	0	0	2	1	0	0	1	0	0	2	1	0	0	1	0	**8**	**6**
Burials and Cremations 14/15	1	0	1	2	2	1	0	1	1	0	1	0	0	0	1	1	2	2	1	1	0	1	1	0	**11**	**9**
Burials and Cremations 15/16	1	0	1	1	3	0	1	0	0	1	1	1	2	2	1	0	0	1	0	0	1	0	1	1	**12**	**7**
Burials and Cremations 16/17	0	0	4	0	4	0	1	0	4	1	0	1	1	0	0	0	2	1	2	0	1	1	2	2	**21**	**6**
Burials and Cremations 17/18	1	1	0	2	3	0	2	0	2	0	1	0	1	5	2	2	1	0	2	1	0	0	2	1	**17**	**12**
Burials and Cremations 18/19	1	0	1	0	1	0	1	2	1	2	1	1	1	0	3	0	1	0	0	1	1	1	3	0	**15**	**7**
Burials and Cremations 19/20	1	2	3	1	2	2	0	3	5	0	2	2	0	3	1	0	1	2	0	0	0	0	0	0	**15**	**15**
Burials and Cremations 20/21	**1**	**0**																							**1**	**0**

Ōpunakē Town Hall Monthly and Year to Date (YTD) Attendance Figures (People)

	July	August	September	October	November	December	January	February	March	April	May	June	YTD
Monthly Figures 11/12	9	5	8	7	5	5	5	10	9	6	6	4	**79**
Monthly Figures 12/13	0	5	9	13	9	8	8	7	9	11	3	3	**85**
Monthly Figures 13/14	6	9	13	4	5	4	4	3	18	22	11	11	**110**
Monthly Figures 14/15	6	16	16	18	22	21	17	15	16	8	7	8	**170**
Monthly Figures 15/16	7	13	7	7	190	180	60	300	190	325	150	60	**1,489**
Monthly Figures 16/17	480	255	125	124	104	164	30	90	50	260	80	240	**2,002**
Monthly Figures 17/18	70	140	135	40	30	180	90	90	210	310	120	110	**1,525**
Monthly Figures 18/19	190	50	80	140	40	70	20	110	210	220	315	180	**1,625**
Monthly Figures 19/20	130	120	290	180	190	130	0	40	0	0	0	0	**1,080**
Monthly Figures 20/21	**1**												

Please note the Monthly Figures from November 15/16 onwards record attendance figures rather than booking figures.

Sandfords Event Centre Monthly and Year to Date (YTD) Attendance Figures (People)

	July	August	September	October	November	December	January	February	March	April	May	June	YTD
Monthly Figures 11/12	67	40	46	39	43	24	23	41	85	73	118	102	**701**
Monthly Figures 12/13	70	25	73	48	41	52	31	48	64	71	Unavailable	105	**628**
Monthly Figures 13/14	75	57	38	40	46	26	23	34	69	63	77	78	**626**
Monthly Figures 14/15	58	65	58	28	68	55	34	57	88	68	103	101	**783**
Monthly Figures 15/16	3,248	2,849	1,908	1,439	2,904	1,279	902	2,819	1,910	2,379	5,044	6,481	**33,162**
Monthly Figures 16/17	3,220	2,152	2,505	2,146	3,046	1,355	206	1,882	2,215	1,930	4,617	4,646	**29,920**
Monthly Figures 17/18	2,428	2,635	1,702	2,728	2,612	1,088	850	1,644	2,120	1,422	3,003	3,564	**25,796**
Monthly Figures 18/19	2,186	1,905	1,421	2,490	2,985	2,132	636	2,271	2,963	2,842	4,713	6,396	**32,940**
Monthly Figures 19/20	3,312	3,900	2,812	2,405	3,917	2,676	1,307	1,736	2,690	Closed	1,813	4,157	**30,725**
Monthly Figures 20/21	**4,302**												

Please note the Monthly Figures from July 15/16 onwards record attendance figures rather than booking figures.

Ōpunakē Landfill/Transfer Station Monthly and Year to Date (YTD) Figures

	July	August	September	October	November	December	January	February	March	April	May	June	YTD
Vehicle Numbers 11/12	56	75	73	79	81	84	113	100	124	101	102	99	**1,087**
Vehicle Numbers 12/13	81	99	98	102	89	109	126	102	110	91	88	74	**1,169**
Vehicle Numbers 13/14	94	81	84	106	101	123	108	87	109	129	102	83	**1,207**
Vehicle Numbers 14/15	82	98	45	62	105	82	85	48	41	39	42	30	**759**
Vehicle Numbers 15/16	54	111	47	53	95	83	71	85	123	101	79	73	**975**
Vehicle Numbers 16/17	118	85	74	105	92	76	117	85	23	97	77	68	**1,017**
Vehicle Numbers 17/18	90	46	53	88	101	160	138	109	81	92	89	92	**1,139**
Vehicle Numbers 18/19	92	112	68	57	51	69	65	54	63	46	60	38	**775**
Vehicle Numbers 19/20	42	49	49	50	65	74	80	73	76	42	96	66	**762**
Vehicle Numbers 20/21	**108**												

Ōpunakē Swimming Pool Monthly and Year to Date (YTD) Attendance Figures (People)

	July	August	September	October	November	December	January	February	March	April	May	June	YTD
Attendance Numbers 11/12	Closed	Closed	881	2,288	3,475	2,250	1,272	3,659	5,068	1,041	Closed	Closed	**19,934**
Attendance Numbers 12/13	Closed	Closed	557	2,040	3,290	1,951	1,545	2,619	3,889	1,587	113	Closed	**17,591**
Attendance Numbers 13/14	Closed	Closed	114	1,996	2,293	2,001	1,532	3,392	4,225	2,146	120	Closed	**17,819**
Attendance Numbers 14/15	Closed	Closed	Closed	2,212	2,975	2,182	1,170	3,319	4,121	448	Closed	Closed	**16,427**
Attendance Numbers 15/16	Closed	Closed	Closed	1,544	2,332	1,450	790	3,570	3,778	2,129	Closed	Closed	**15,593**
Attendance Numbers 16/17	Closed	Closed	Closed	1,854	2,692	1,486	1,280	2,827	3,038	1,617	Closed	Closed	**14,794**
Attendance Numbers 17/18	Closed	Closed	Closed	1,502	2,507	2,349	1,606	2,655	2,531	1,073	Closed	Closed	**14,223**
Attendance Numbers 18/19	Closed	Closed	Closed	2,414	2,394	1,786	1,317	2,268	Not received	Not received	Closed	Closed	**10,179**
Attendance Numbers 19/20	Closed	Closed	Closed	2,143	2,226	2,050	Not received	Not received	Not received	Closed	Closed	Closed	**6,419**
Attendance Numbers 20/21	**Closed**	**Closed**	**Closed**								**Closed**	**Closed**	

Please note that from October 2010 the figures also include spectators.

MANAIA

Manaia Cemetery Monthly and Year to Date (YTD) Figures - Burials (B) and Cremations (C)

	July		August		September		October		November		December		January		February		March		April		May		June		YTD	
	B	C	B	C	B	C	B	C	B	C	B	C	B	C	B	C	B	C	B	C	B	C	B	C	B	C
Burials and Cremations 11/12	1	0	3	0	2	1	0	0	0	0	0	0	1	0	0	1	0	2	2	0	2	1	2	0	**13**	**5**
Burials and Cremations 12/13	0	3	0	0	0	0	1	0	2	1	0	2	1	1	0	0	1	0	0	0	1	1	0	0	**6**	**8**
Burials and Cremations 13/14	0	0	1	2	0	0	0	0	0	1	0	0	0	0	0	1	0	1	0	0	0	0	0	1	**1**	**6**
Burials and Cremations 14/15	0	0	1	0	1	0	1	3	1	1	0	1	1	0	0	1	0	0	0	1	0	0	0	0	**5**	**7**
Burials and Cremations 15/16	0	0	1	0	3	0	1	0	1	0	1	2	1	0	0	0	1	0	0	1	1	3	2	1	**12**	**7**
Burials and Cremations 16/17	0	0	1	0	2	1	1	0	0	1	0	1	0	1	1	3	0	0	1	0	1	0	1	1	**8**	**8**
Burials and Cremations 17/18	1	0	1	0	0	0	1	1	0	0	3	1	1	0	0	0	1	0	0	0	0	1	1	0	**9**	**3**
Burials and Cremations 18/19	0	0	0	0	0	0	0	1	1	1	0	0	0	2	1	0	0	2	2	1	1	1	2	0	**7**	**8**
Burials and Cremations 19/20	1	1	2	0	1	0	1	0	0	0	0	0	1	0	1	0	0	0	0	0	1	0	0	0	**8**	**1**
Burials and Cremations 20/21	**1**	**0**																							**1**	**0**

Manaia Town Hall Monthly and Year to Date (YTD) Booking Figures

	July	August	September	October	November	December	January	February	March	April	May	June	YTD
Monthly Figures 11/12	24	11	5	20	21	16	5	10	11	7	16	13	**159**
Monthly Figures 12/13	17	14	13	10	8	10	7	6	5	8	15	15	**128**
Monthly Figures 13/14	18	4	5	6	10	3	2	2	9	15	6	12	**92**
Monthly Figures 14/15	11	8	10	7	7	8	2	6	5	10	10	1	**85**
Monthly Figures 15/16	closed	closed	closed	closed	closed	closed	closed	closed	closed	closed	closed	closed	**0**

Please note the Manaia Town Hall was closed in July 2015.

Manaia Landfill / Transfer Station Monthly and Year to Date (YTD) Figures

	July	August	September	October	November	December	January	February	March	April	May	June	YTD
Vehicle Numbers 11/12	49	31	45	51	56	54	58	52	137	60	59	53	**705**
Vehicle Numbers 12/13	48	44	45	47	39	48	60	47	89	50	48	52	**617**
Vehicle Numbers 13/14	44	39	47	65	71	82	47	35	40	153	38	41	**702**
Vehicle Numbers 14/15	27	35	33	43	52	42	35	29	40	37	15	21	**409**
Vehicle Numbers 15/16	30	35	0	31	52	58	61	28	37	45	30	43	**450**
Vehicle Numbers 16/17	39	26	28	45	41	54	37	43	2	40	18	31	**404**
Vehicle Numbers 17/18	31	33	41	44	52	49	51	24	40	34	30	32	**461**
Vehicle Numbers 18/19	23	41	49	40	42	49	48	45	53	36	42	43	**511**
Vehicle Numbers 19/20	46	36	53	40	42	67	59	60	67	20	75	43	**608**
Vehicle Numbers 20/21	**45**												

Manaia Swimming Pool Monthly and Year to Date (YTD) Attendance Figures (People)

	July	August	September	October	November	December	January	February	March	April	May	June	YTD
Attendance Numbers 11/12	Closed	Closed	Closed	Closed	Closed	719	1,541	1,709	190	Closed	Closed	Closed	**4,159**
Attendance Numbers 12/13	Closed	Closed	Closed	Closed	Closed	1,734	3,065	3,252	1,039	Closed	Closed	Closed	**9,090**
Attendance Numbers 13/14	Closed	Closed	Closed	Closed	Closed	2,086	2,042	2,799	587	Closed	Closed	Closed	**7,514**
Attendance Numbers 14/15	Closed	Closed	Closed	Closed	Closed	2,369	4,468	3,127	977	Closed	Closed	Closed	**10,941**
Attendance Numbers 15/16	Closed	Closed	Closed	Closed	Closed	1,688	3,362	3,178	647	Closed	Closed	Closed	**8,875**
Attendance Numbers 16/17	Closed	Closed	Closed	Closed	Closed	1,963	2,517	1,871	642	Closed	Closed	Closed	**6,993**
Attendance Numbers 17/18	Closed	Closed	Closed	Closed	Closed	1,538	3,562	2,335	666	Closed	Closed	Closed	**8,101**
Attendance Numbers 18/19	Closed	Closed	Closed	Closed	Closed	1,427	2,215	2,661	644	Closed	Closed	Closed	**6,947**
Attendance Numbers 19/20	Closed	Closed	Closed	Closed	Closed	1,764	2,292	3,386	691	Closed	Closed	Closed	**8,133**
Attendance Numbers 20/21	**Closed**	**Closed**	**Closed**	**Closed**	**Closed**					**Closed**	**Closed**	**Closed**	

Southlink Bus Service Statistics (Showing Average Passenger Numbers per Trip)

													Average	
Waverley to Hāwera	**July**	**August**	**September**	**October**	**November**	**December**	**January**	**February**	**March**	**April**	**May**	**June**	**YTD**	**Cost Recovery**
2011/2012	12.5	16.1	18.3	18.9	21.8	20.4	18.8	21.0	22.3	21.6	16.5	13.8	**18.50**	**38.80%**
2012/2013	13.9	18.9	22.6	22.8	27.1	25.6	26.0	28.3	25.1	25.4	23.4	24.8	**23.66**	**40.00%**
2013/2014	26.6	20.3	21.0	22.0	17.3	16.3	15.1	14.6	20.4	17.3	14.5	13.6	**18.25**	**47.40%**
2014/2015	17.5	23.5	18.3	18.6	15.0	17.9	15.6	18.8	15.5	16.6	11.9	14.8	**17.00**	**56.24%**
2015/2016	14.6	13.6	10.4	11.5	14.0	13.9	17.0	15.8	15.0	19.4	15.1	15.8	**14.68**	**48.87%**
2016/2017	13.9	14.4	14.9	10.0	13.3	15.6	14.0	14.4	11.9	14.5	14.3	11.2	**13.53**	**44.56%**
2017/2018	10.9	11.3	10.0	14.0	11.5	16.4	12.8	12.9	10.3	9.8	12.9	8.6	**11.78**	**32.35%**
2018/2019	7.6	9.8	9.5	9.9	11.0	11.2	15.2	8.8	6.9	6.2	6.8	6.8	**9.41**	**19.10%**
2019/2020	5.1	6.8	6.3	6.9	5.9	6.5	6.9	6.7	5.1	1.8	1.8	3.6	**5.30**	**8.6%**
2020/2021	**4.2**												**4.20**	**6.9%**

Ōpunakē to Hāwera	July	August	September	October	November	December	January	February	March	April	May	June	Average YTD	Average Cost Recovery
2011/2012	13.4	19.4	24.5	25.0	25.6	23.6	24.6	21.5	23.8	14.5	18.6	13.3	**20.65**	**35.70%**
2012/2013	15.0	12.0	13.9	13.4	14.3	17.5	12.6	11.4	9.0	9.5	12.9	10.9	**12.70**	**19.90%**
2013/2014	9.5	13.4	10.8	7.8	10.5	11.3	10.6	10.5	6.8	5.3	6.2	7.1	**9.15**	**20.70%**
2014/2015	5.5	8.0	8.4	5.3	7.8	2.9	5.8	7.4	4.8	4.1	5.8	4.8	**5.88**	**17.02%**
2015/2016	5.7	3.4	9.0	4.2	6.0	2.4	2.1	4.3	3.1	5.0	1.5	5.1	**4.32**	**12.96%**
2016/2017	4.6	4.6	6.0	2.8	4.6	5.3	2.8	2.9	4.5	3.6	6.4	3.7	**4.32**	**13.41%**
2017/2018	2.0	4.5	3.9	4.0	5.3	4.2	2.8	4.4	5.3	3.4	2.0	2.6	**3.70**	**11.27%**
2018/2019	2.8	1.2	3.3	2.6	3.8	1.4	1.7	3.9	3.0	4.5	3.0	4.1	**2.94**	**4.5%**
2019/2020	3.5	3.3	2.4	4.2	4.0	2.9	2.3	3.1	2.9	0.0	3.1	4.4	**3.00**	**0.04%**
2020/2021	**5.0**												**5.00**	**6.50%**

Ōpunakē to New Plymouth	July	August	September	October	November	December	January	February	March	April	May	June	Average YTD	Average Cost Recovery
2011/2012	10.5	6.0	15.5	13.9	16.6	14.9	17.0	18.6	18.1	16.1	19.0	14.2	**15.03**	**34.30%**
2012/2013	12.4	16.9	11.3	14.8	16.5	20.0	14.5	23.7	14.4	20.8	12.5	11.4	**15.76**	**19.90%**
2013/2014	16.8	11.7	18.8	12.3	19.3	13.3	20.5	17.5	11.6	16.3	10.7	16.3	**15.43**	**30.00%**
2014/2015	13.8	10.3	14.8	10.5	13.6	12.4	10.9	11.5	10.8	8.1	10.9	7.5	**11.26**	**23.08%**
2015/2016	12.3	9.8	9.3	12.7	10.4	9.8	7.9	11.4	9.0	7.4	8.9	10.4	**9.94**	**21.46%**
2016/2017	10.3	9.4	7.7	5.8	9.0	8.5	6.8	9.8	7.3	6.6	6.8	8.2	**8.02**	**17.62%**
2017/2018	6.6	7.6	7.3	6.3	11.9	10.7	10.3	11.0	6.4	7.1	6.6	7.1	**8.24**	**16.60%**
2018/2019	8.5	8.1	10.1	7.1	9.3	7.7	6.3	6.1	6.6	5.0	7.5	7.6	**7.49**	**16.00%**
2019/2020	8.1	6.4	10.4	13.0	11.7	10	15.9	16.4	7.1	0.0	12.0	10.5	**11.00**	**20.80%**
2020/2021	**8.2**												**8.20**	**15.60%**

Manaia to Hāwera	July	August	September	October	November	December	January	February	March	April	May	June	Average YTD	Average Cost Recovery
2011/2012	6.8	7.8	10.3	9.3	8.8	9.3	8.4	9.0	8.5	9.9	8.8	7.8	**8.73**	**26.50%**
2012/2013	6.7	7.3	8.0	7.8	7.8	6.8	5.8	5.8	4.5	6.0	5.3	5.0	**6.40**	**16.30%**
2013/2014	4.2	4.0	6.0	3.6	5.0	4.1	4.8	3.3	2.4	2.5	2.8	3.4	**3.84**	**12.00%**
2014/2015	4.1	4.0	5.3	3.1	4.6	3.7	4.0	4.5	3.6	3.8	3.3	3.2	**3.93**	**11.08%**
2015/2016	5.3	3.1	5.6	5.8	6.1	5.8	6.4	6.3	6.1	6.5	6.9	6.9	**5.90**	**16.69%**
2016/2017	7.4	6.5	5.5	5.3	5.4	5.1	4.2	4.5	4.8	4.6	5.2	6.1	**5.38**	**16.43%**
2017/2018	5.6	3.3	3.8	2.8	3.0	3.4	3.5	2.1	3.3	2.8	2.3	3.0	**3.24**	**10.20%**
2018/2019	**2.9**	**3.0**	**1.0**	**3.0**	**1.8**	Route no longer in service							**2.34**	**8.46%**

ŌPUNAKĒ

King Street Flats, Ōpunakē [5 flats] (OLD) Monthly and YTD Occupancy Figures

Five Flats	Jul	Aug	Sept	Oct	Nov	Dec	Jan	Feb	Mar	Apr	May	Jun
Occupancy 11/12	4	4	4	4	4	4	4	4	4	4	4	4
Occupancy 12/13	4	4	4	4	4	4	4	4	4	4	4	4
Occupancy 13/14	4	4	4	4	4	4	4	4	4	4	4	4
Occupancy 14/15	4	4	4	4	4	4	4	4	4	4	4	4
Occupancy 15/16	4	4	4	4	4	4	4	4	4	4	4	4
Occupancy 16/17	4	4	4	4	4	4	4	4	4	4	4	4
Occupancy 17/18	4	4	4	4	4	4	4	4	4	4	4	4
Occupancy 18/19	4	3	3	3	3	3	3	3	3	3	3	3
Occupancy 19/20	3	3	3	3	3	2	2	2	2	2	2	2
Occupancy 20/21	**2**											
YTD Occupancy %	**80%**	**60%**	**60%**	**60%**	**60%**	**60%**	**60%**	**60%**	**60%**	**60%**	**60%**	**60%**

King Street Flats, Ōpunakē [6 flats] (NEW) Monthly and YTD Occupancy Figures												
Six Flats	**Jul**	**Aug**	**Sept**	**Oct**	**Nov**	**Dec**	**Jan**	**Feb**	**Mar**	**Apr**	**May**	**Jun**
Occupancy 11/12	6	6	6	6	6	6	6	6	6	6	6	6
Occupancy 12/13	6	6	6	5	5	5	5	4	4	4	4	4
Occupancy 13/14	4	5	5	5	5	5	6	6	6	6	6	6
Occupancy 14/15	6	6	6	6	6	6	6	6	6	6	6	6
Occupancy 15/16	6	6	6	6	6	6	6	6	5	6	6	6
Occupancy 16/17	6	6	6	6	6	6	6	6	6	6	6	6
Occupancy 17/18	6	6	6	6	6	6	6	5	5	5	6	6
Occupancy 18/19	6	6	6	6	6	6	6	6	6	6	6	6
Occupancy 19/20	6	6	6	6	6	6	6	6	6	6	6	**6**
Occupancy 20/21	**6**											
YTD Occupancy %	**100%**	**100%**	**100%**	**100%**	**100%**	**100%**	**100%**	**100%**	**100%**	**100%**	**100%**	**100%**

MANAIA

Tauhuri Flats, Manaia [6 flats] Monthly and YTD Occupancy Figures												
Six Flats	**Jul**	**Aug**	**Sept**	**Oct**	**Nov**	**Dec**	**Jan**	**Feb**	**Mar**	**Apr**	**May**	**Jun**
Occupancy 11/12	6	6	6	6	4	4	5	4	4	4	4	4
Occupancy 12/13	4	4	4	4	4	4	4	4	4	4	4	4
Occupancy 13/14	5	5	5	5	5	6	6	6	6	6	6	6
Occupancy 14/15	6	6	6	5	5	5	6	6	6	6	6	6
Occupancy 15/16	6	6	6	6	6	6	5	6	6	6	5	5
Occupancy 16/17	5	6	6	6	6	6	6	6	6	6	6	6
Occupancy 17/18	6	6	5	5	5	5	6	6	6	6	6	6
Occupancy 18/19	6	5	5	5	6	6	6	6	6	6	6	6
Occupancy 19/20	6	6	6	6	6	6	6	6	6	6	6	**6**
Occupancy 20/21	**6**											
YTD Occupancy %	**100%**	**83%**	**83%**	**83%**	**100%**	**100%**	**100%**	**100%**	**100%**	**100%**	**100%**	**100%**