Te Kaunihera ō Taranaki ki Te Tonga
South Taranaki District Council

Rārangi take Poari Hapori o Te Hāwera

Te Hāwera Community Board Agenda

Monday 25 January 2021, 1.30 pm
Ōhawe Hall, Ōhawe Terrace, Hāwera

Te Kaunihera ō Taranaki ki Te Tonga
South Taranaki District Council

Pūrongo Whaitikanga
Governance Information

Ngā Mema o te Komiti / Committee Members

Wayne Bigham
Chairperson

Raymond Buckland

Russell Hockley

Nikki Watson

Diana Reid
Councillor

Ngā Mahi o ngā Komiti Hapori / Roles of Community Boards

Community Boards are set up under Section 49 of the Local Government Act 2002 (LGA 2002) and their role is detailed under section 52 of the LGA 2002 to:

- Represent and act as advocates for the interests of their community;
- Consider and report on all matters referred to it by the Council or any matter of interest or concern to the Community Board;
- Make an annual submission to the Council on expenditure within the community;
- Maintain an overview of services provided by the Council within the community;
- Act as a channel of communication between the community and Council;
- Undertake any other responsibilities delegated by the Council.

He Karere Haumaru / Health and Safety Message

In the event of an emergency, please follow the instructions of Council staff.
If there is an earthquake – drop, cover and hold where possible. Please remain where you are until further instruction is given.

He Pānga Whakararu / Conflicts of Interest

Members are reminded of the need to be vigilant to stand aside from decision making when a conflict arises between their role as an elected member and any private or other external interest they might have.

Te Kaunihera ō Taranaki ki Te Tonga
South Taranaki District Council

Rārangi Agenda

Te Hāwera Community Board

Monday 25 January 2021 at 1.30 pm

1. Matakore / Apologies

2. Whakatakoto Kaupapa Whānui, Whakaaturanga hoki / Open Forum and Presentations

3. Whakaaetia ngā Menīti / Confirmation of Minutes

3.1 Te Hāwera Community Board held on 16 November 2020 ..... Page 6

4. Ngā Tono Pūtea / Funding Applications

4.1 Neighbourhood Support – Community Family Fun Day..... Page 14
4.2 Te Hāwera Community Board – Sensor Lighting at the Normanby Hall ..... Page 18

5. Ngā Take Kawea / Items for Action

5.1 List printed on 19 January 2021 ..... Page 22

6. Pūrongo-Whakamārama / Information Reports

6.1 Community Development Activity Report ..... Page 23
6.2 District LibraryPlus Report – November and December 2020 ..... Page 33
6.3 Te Hāwera Facility Usage Report – 2020/21..... Page 38

Next Meeting Date: Tuesday 9 March 2021 – Council Chamber, Albion Street, Hāwera
Elected Members Deadline: Tuesday 2 March 2021

Te Kaunihera ō Taranaki ki Te Tonga
South Taranaki District Council

Matakore
Apologies

Leave of Absence: *The Board may grant a member leave of absence following an application from that member. Leave of absences will be held in the Public Excluded section of the meeting.*

Te Kaunihera ō Taranaki ki Te Tonga
South Taranaki District Council

Whakatakoto Kaupapa Whānui, Whakaaturanga hoki

Open Forum and Presentations

The Council has set aside time for members of the public to speak in the public forum at the commencement of each Council, Committee and Community Board meeting (up to 10 minutes per person/organisation) when these meetings are open to the public. Permission of the Mayor or Chairperson is required for any person wishing to speak at the public forum.

Te Kaunihera ō Taranaki ki Te Tonga
South Taranaki District Council

Ngā Menīti Poari
Board Minutes

To	Te Hāwera Community Board
Date	25 January 2021
Subject	**Te Hāwera Community Board – 16 November 2020**

(This report shall not be construed as policy until adopted by full Council)

Whakarāpopoto Kāhui Kahika / Executive Summary

1. Te Hāwera Community Board met on 16 November 2020. Te Hāwera Community Board is being asked to confirm their minutes from 16 November 2020 as a true and correct record.

Taunakitanga / Recommendation

THAT Te Hāwera Community Board adopts the minutes from their meeting held on 16 November 2020 as a true and correct record.

Te Kaunihera ō Taranaki ki Te Tonga
South Taranaki District Council

Menīti Minutes

Ngā Menīti take Poari Hapori o Te Hāwera
Te Hāwera Community Board Meeting

Council Chamber, Albion Street, Hāwera on Monday 16 November 2020 at 1.30 pm

---

Kanohi Kitea / Present: Wayne Bigham (Chairperson), Raymond Buckland, Russell Hockley, Nikki Watson and Councillor Diana Reid.

Ngā Taenga-Ā-Tinana / In Attendance: Mayor Nixon (apologies for lateness), Liam Dagg (Group Manager Environmental Services), Ella Borrows (Community Development Advisor), Sara Dymond (Senior Governance Officer), Sam Greenhill (Governance and Support Officer) and four members of the public.

Matakore / Apologies: Nil.

Conflicts of Interest

- Mr Buckland declared a Conflict of Interest regarding the Hāwera RSA funding application.
- Mrs Watson declared a Conflict of Interest regarding the Bizlink funding application.

1. Whakatakoto Kaupapa Whānui, Whakaaturanga hoki / Open Forum and Presentations

1.1 Tom Butler – Hāwera Projects

Mr Butler shared an idea for the Hāwera Town Square. He envisaged four perspex information boards around the outside which portrayed the history through stories in English and Te Reo and diagrams. He would also like to see a carving placed outside the new facility (Te Ramanui) that recognised the European visitors and the existing Māori occupants. He believed this was an indication that everyone could work together in a positive manner.

Mr Butler's primary reason for the proposed location of the information boards was from a tourist point of view and to ensure they did not impede on stalls on market day in the square.

1.2 Sarah Elliot and Rose Haskill (Plunket)

Early in 2020 there was a name change to Plunket Whānau Āwhinā (Plunket) who was trusted and went into homes of New Zealanders across the country. These critical nurses also supported families and if a family had a specific need for support then a health worker or kaiāwhina would work with whanau to help with those issues.

As the family became stronger and less direct support was required, they would be introduced and connected to the Community Services Team which introduced them to various groups and activities. This helped to support them in their own community and grow their connections. Ms Haskill's role was to develop those groups for the community and promote parent education.

Central Government supported Plunket with funding for the nurses that went into homes and the PlunketLine. However, everything in the Community Services Team was funded only by sponsorships, grants, donations and fundraising. Due to COVID-19 there had been a reduction in fundraising which had affected their ability to help communities on the ground.

Community research had identified that there was a gap in the provision of Parent Education Courses that supported the health and wellbeing of Under 5s in Hāwera. Plunket wished to support this need. With over 400 children in their care Plunket were seeing whanau struggle and due to COVID-19 there was an increase in maternal mental health issues with mums. Hāwera Plunket were supporting families affected by unhealthy housing, property at high living costs compared to wages and whanau who had lost their jobs or were on reduced hours. Through the parent education courses families saw they were not the only ones struggling and could create greater connections with other families in the areas, develop parenting skills, build confidence in parenting and improve the start to their children's life.

When considering their application Ms Elliot asked the Board to consider the whanau who did not have good role models and needed guidance and support to making intergenerational change.

In terms of fundraising and what had been planned Ms Haskill explained that there were two main community fundraisers that they engaged in Taranaki wide being the Twilight Festival which raised approximately $1,000 and in South Taranaki the Annual Plunket Photo fundraiser which started seven days prior and had two funding components. She was confident they would raise the estimated amount.

Mr Buckland had reservations for paying wages and asked why this was being requested. Ms Elliot explained that those people who presented the courses came with professional development or knowledge which was the requirement that had to be paid. Their contract was casual so were only paid for what was delivered. The community services activities and education were not funded through the Government.

In terms of the need for two employees, Ms Elliot explained that there were two components involved, one who delivered and facilitated the session and another who provided background support eg. bookings, questions, emails, communications and arranged the resources.

Regarding how their statistics were captured, Ms Elliot explained that through the WellChild Contract the nurses who visited families were capturing information that was loaded into a computer system and then made available to the Community Services Team. This allowed them to see trends and assisted with their research on what a community needed.

1.3 Jill Williams – South Taranaki RSA

The South Taranaki RSA wished to purchase flags to be displayed in town for ANZAC Day. The annual poppy fundraiser was unable to occur due to COVID-19. The RSA Welfare and Poppy Fund helped return service members of the Hāwera RSA with everyday activities. The Hāwera RSA held a successful Armistice Day with two schools participating and one of their youngest return members spoke to the children. Their aim was to educate children on what soldiers and the armed forces experienced.

Mrs Watson asked if an explanation could be provided on the RSA's balance sheet. Mrs Williams explained that the Hāwera RSA had to break a term deposit to carry on during COVID-19 which would be returned however the future was uncertain. Funds had also been tagged for the replacement of a chiller and for the upgrade of the Hall toilets.

2. Whakaaetia ngā Menīti / Confirmation of Minutes

2.1 Te Hāwera Community Board Meeting held on 5 October 2020.

In terms of the community consultation on the design for the mural Mrs Watson explained that there had already been a considerable amount of conversations and positivity around the design. Both Iwi had put forward book titles which was an indication to Bizlink that they supported the design. The mural had started based on that feedback.

RESOLUTION **(Mr Buckland/Mr Hockley)**

45/20 HA **THAT Te Hāwera Community Board adopts the minutes from the meeting held on 5 October 2020 as a true and correct record.**

CARRIED

3. Ngā Tono Pūtea / Funding Applications

3.1 South Taranaki RSA – ANZAC day street flags

An application was received from the South Taranaki RSA for the ANZAC day street flags.

RESOLUTION **(Mr Hockley/Mr Buckland)**

46/20 HA **THAT Te Hāwera Community Board allocates $2,170 from their Discretionary Fund to South Taranaki RSA for the ANZAC day street flags.**

CARRIED

3.2 Royal NZ Plunket Trust – Fund Hāwera Parent Education Courses for Whanau of under 5s

An application was received from the Royal NZ Plunket Trust for the Hāwera Parent Education Courses for Whanau of under 5s.

MOTION **(Mrs Watson/Mr Hockley)**

THAT Te Hāwera Community Board allocates $3,000 from their Discretionary Fund to Royal NZ Plunket Trust for the Hāwera Parent Education Courses for Whanau of under 5s.

LOST

The Board were cautious about setting a precedent however supported the work that Plunket undertook in the community. Due to the extraordinary circumstances of 2020 the Board would like to support the application with a lessor amount subject to quarterly reports being provided to show where the money had been spent.

The Board asked that their comments around not normally funding wages/salary be reflected in the response letter.

RESOLUTION **(Mrs Watson/Mr Buckland)**

47/20 HA **THAT Te Hāwera Community Board allocates $2,000 from their Discretionary Fund to Royal NZ Plunket Trust for the Hāwera Parent Education Courses for Whanau of under 5s subject to quarterly reports being provided on where the money had been spent.**

CARRIED

4. Pūrongo-Whakamārama / Information Reports

4.1 Draft Elected Members' Childcare Policy

The report presented the draft Elected Members' Childcare Policy (the Policy) which clarified the conditions for payment of childcare allowances and set out the Council's expectations regarding the presence of elected members' children during Council business.

In terms of the wording in the Policy to include those who held a guardianship role Mayor Nixon clarified that this was covered under the wording discretion and would be on a case by case basis on the request to the Chief Executive.

RESOLUTION **(Mr Bigham/Cr Reid)**

48/20 HA **THAT Te Hāwera Community Board receives the Draft Elected Members' Childcare Policy.**

CARRIED

4.2 Community Development Activity Report

The report updated the Board on progress with community development projects and activities across the District and other items of interest.

Mayor Nixon commented on the successful Mayors' Taskforce for Jobs breakfast. It was interesting listening to guest speaker, David Hare who shared what he was doing with Tree Machine and all the other companies he connected with.

RESOLUTION **(Mrs Watson/Mr Buckland)**

49/20 HA **THAT Te Hāwera Community Board receives the Community Development Activity Report.**

CARRIED

4.3 District Library and Cultural Services Report – September and October 2020

The report covered a range of library activities and statistics across the District for September and October 2020.

RESOLUTION **(Mr Bigham/Mr Hockley)**

50/20 HA **THAT Te Hāwera Community Board receives the District LibraryPlus Report – September and October 2020.**

CARRIED

4.4 Te Hāwera Facilities Usage Report – 2020/21

The facilities usage report summarised the total usage of a range of Council owned assets and services, within the South Taranaki District.

RESOLUTION **(Mr Buckland/Cr Reid)**

51/20 HA **THAT Te Hāwera Community Board receives the Te Hāwera Facilities Usage Report – 2020/21.**

CARRIED

The meeting concluded at 2.18 pm.

Dated this day of 2020.

…….
CHAIRPERSON

Te Hāwera Local Discretionary Fund Application Summary

Please note completed applications, including attachments, are provided to the Community Board in the Communications Centre within Diligent. Only the application form will appear in the Board Agenda. Please bring the full application from the Communications Centre with you for reference if needed at the Board meeting.

Monday 25 January 2021 Te Hāwera Community Board Meeting

LDF Balance	**$17,734.67**			
Applicant	**Project**	**Request**	**Items for consideration**	**Sample Resolutions**
Neighbourhood Support	Community Family Fun Day	**$140.00**	The applicant received $140 towards toilet hire for their Community Fun Day in January 2020 and $554 for a Casino night fundraiser in July 2019, an accountability report was received for this. The applicant had also received $2,000 in 2017 towards the salary of a coordinator for Neighbourhood Support and in 2015 they also received $5,000 from Te Hāwera and Pātea Boards towards their coordinator's salary.	• Approve • Give a lesser amount; or • Decline
Te Hāwera Community Board	Sensor Lighting at the Normanby Hall	**$1,253.96**		• Approve • Give a lesser amount; or • Decline

South Taranaki
Alive with opportunity

Te Hāwera Ward Local Discretionary Fund Application Form

4

Te Hāwera Local Discretionary Fund Criteria

The purpose of the Local Discretionary Fund is to fund small projects within the ward that encourage groups with non-profit making or charitable aims to develop services, facilities, amenities or programmes for: recreation and sport; entertainment and amusement; culture and arts; and the general benefit of the community.

This fund should generally be treated as a **LAST** resort after all other attempts to raise funds or obtain assistance have been unsuccessful.

The following are ineligible for funding:

- **Travel costs**
- **Individuals**
- **Gifts**
- **Conference attendance; and**
- **Food or catering costs.**

- Applications from sporting bodies will not normally be considered.
- The minimum grant shall be $100 and the maximum $5,000.
- The Board does not consider retrospective funding.
- The Board will automatically decline any application where a representative does not attend the Board meeting.

You will not normally be eligible for funding if you have already received funding from the Te Hāwera (formerly Hāwera-Tangahoe) Discretionary Fund this financial year (1 July – 30 June).

Attachment Details

You MUST attach the following information:

☑ **A full set of accounts/financial statements and a copy of your most recent bank statement.**

☐ **Evidence you have applied to other funding sources and the results.**

Please make sure you have attached the following information:

☑ **Quotes for your project costs.** (email)

☑ **A bank deposit slip with group's bank account details.**

☑ **Copy of meeting minutes confirming group's approval to apply to this fund.**

RECEIVED
10 DEC 2020
SOUTH TARANAKI DISTRICT COUNCIL

IF YOU ARE UNABLE TO PROVIDE ANY OF THE ABOVE, PLEASE GIVE AN EXPLANATION BELOW

We haven't applied elsewhere. The STDC, as a partner organisation helped us last Feb. and were hoping the same for 2021 - for our community.

(please use a separate sheet if needed)

Section 1 - Applicant Details

Name of group/organisation:	SOUTH TARANAKI NEIGHBOURHOOD SUPPORT		
Email Address:	southtaranaki.nsg@outlook.co.nz		
(**Note:** *all correspondence relating to your application will be sent to this email address in the first instance)*			
Postal Address:	PO, Box 12, HAWERA		
Postcode:	4640	Telephone (day):	027426[illegible]2010
Project		**Amount Requested**	
COMMUNITY FAMILY FUN DAY Toilet Hire.		$140-00	

4

What is the legal status of your group?

☐ Trust ☑ Incorporated Society ☐ Informal Community Committee

Other – Please State: _____

Are you GST Registered: ☐ Yes GST Num: _____ ☑ No

How many members does your group currently have? 680 households.

Contact Details: (Please provide two contacts for your group)

Name: Carol Curtis	**Name:** Tanya Grant
Position: Secretary	**Position:** Treasurer
Address: 25 Manawapou Rd Hawera, 4610	**Address:** 24 Denby Rd Hawera, 4672
Phone: 027 354 5468	**Phone:** 027 424 4361
Email: alan.carol@hotmail.com	**Email:** firstcall@outlook.com

What is the purpose of your group? We are a not-for-profit organisation. Our goals are to create safe, resilient and connected communities. We represent all cultures + respect all cultural values, all abilities and ages, rural and urban. We work with NZ Police and Emergency Management, NZ Fire + Emergency to educate and update our members on criminal activity, impending severe weather events, and preparedness in case of natural disasters.

How is your group normally funded?

We have a paid Development Co-ordinator - salary is funded by Lotteries, COGS TSB Contestable Funding. We have nothing left for projects. Occasional projects (small) funded by Pelorus Trust We are also supported by businesses who sponsor some of our projects, by way of offering materials + labour.

Section 2 – Project Details

Provide a brief project description: We will hold a Community Family Fun Day at the TSB Hub grounds off Waihi Rd - Feb 13th 2021. We have the support of our partner organisations (NZ Police, STDC Emergency Management, NZ Fire and Emergency), other not-for-profit organisations, businesses and crafters as stall holders. Feb 2020 was hugely successful but lacked variety of food stalls so Feb 2021 will include a Food Festival. All for our Community - free entrance.

Project start date: Feb 13 2021 **Project end date:** Feb 13 2021

Who will benefit from your project and how? Members of our communities attending plus our partners (mentioned above), and stall holders will be able to participate in educational sessions with NZ Police (dogs, safety) and Fire + Emergency fire safety demonstrations. There will be activities for children and for adults - fun for all ages. Neighbourhood Support will have opportunities to offer free membership and raise our profile - explaining the benefits of becoming a member. Because we are focussing on families we need to have toilets available on site.

Is consultation required with Māori/local Iwi for your project? Yes ☐ No ☑

If so, how have you undertaken consultation and what feedback was provided?

Section 3 – Financial Details

Project cost details: Applicants who are GST-registered need to provide budget figures that exclude GST. If you are not GST-registered your budget figures need to include GST

Item	Cost
Toilets (Hub - Netball Court)	$ 140
	$
	$
	$
	$
Total Project Cost	**$**

Project income details: e.g. project income and other sources of income eg. other grants *(including applications to other community boards)*, donations, discounts on services, own contribution, existing funds, expected fundraising.

Income Source	Confirmed (Yes/No/Awaiting Outcome)	Amount
		$
		$
		$
		$
		$
		$
Total Funds Available		**$**

Funding summary:

Total Project Cost	$ 140
Less/minus Total Funds Available	$ 0
Difference/shortfall	$ 140
Amount requested from Discretionary Fund	**$ 140-00**

South Taranaki District Council

Section 4 – Declaration

- We declare that we are a not-for-profit group.

  (A not for profit group does not earn profits for its members. All of the money raised or donated is used in pursuing the group's objectives.)

- The information supplied in this application is correct.

- We certify that any funding received through the Te Hāwera Community Board Discretionary Fund will be used solely for the project or purposes disclosed in our application.

- If this application is successful, we agree to provide any report, receipts or invoices which may be requested and to promote or acknowledge the support of the Community Board at every opportunity.

Please provide two members signatures

Name: Carol Curtis
Signature: C. Curtis
Position in group: Secretary
Date: 09-12-2020

Name: Tanya Grant
Signature: T Grant
Position in group: Treasurer
Date: 09-12-20

Applications close on the following 2020 dates:

Monday 6 January	Monday 22 June
Monday 17 February	Monday 3 August
Monday 30 March	Monday 14 September
Monday 11 May	Monday 27 October

Post: Executive Assistant Community & Infrastructure Services
South Taranaki District Council
Private Bag 902
Hāwera 4640

Email: funding@STDC.govt.nz

Please be aware a representative must be present at the Te Hāwera Community Board meeting to speak to this funding application, otherwise the application will be declined.

INCOMPLETE APPLICATIONS WILL BE RETURNED TO APPLICANT FOR COMPLETION
(please be advised this could delay the consideration of your application).

LATE APPLICATIONS WILL NOT BE CONSIDERED

South Taranaki
Alive with opportunity

Te Hāwera Ward Local Discretionary Fund Application Form

4

Te Hāwera Local Discretionary Fund Criteria

The purpose of the Local Discretionary Fund is to fund small projects within the ward that encourage groups with non-profit making or charitable aims to develop services, facilities, amenities or programmes for: recreation and sport; entertainment and amusement; culture and arts; and the general benefit of the community.

This fund should generally be treated as a **LAST** resort after all other attempts to raise funds or obtain assistance have been unsuccessful.

The following are ineligible for funding:

- **Travel costs**
- **Individuals**
- **Gifts**
- **Conference attendance; and**
- **Food or catering costs.**

- Applications from sporting bodies will not normally be considered.
- The minimum grant shall be $100 and the maximum $5,000.
- The Board does not consider retrospective funding.
- The Board will automatically decline any application where a representative does not attend the Board meeting.

You will not normally be eligible for funding if you have already received funding from the Te Hāwera (formerly Hāwera-Tangahoe) Discretionary Fund this financial year (1 July – 30 June).

Attachment Details

You MUST attach the following information:

☐ **A full set of accounts/financial statements and a copy of your most recent bank statement.**

☐ **Evidence you have applied to other funding sources and the results.**

Please make sure you have attached the following information:

☐ **Quotes for your project costs.**

☐ **A bank deposit slip with group's bank account details.**

☐ **Copy of meeting minutes confirming group's approval to apply to this fund.**

IF YOU ARE UNABLE TO PROVIDE ANY OF THE ABOVE, PLEASE GIVE AN EXPLANATION BELOW

(please use a separate sheet if needed)

Section 1 - Applicant Details

Name of group/organisation:	Hawera Community Board		
Email Address:			
(**Note:** *all correspondence relating to your application will be sent to this email address in the first instance)*			
Postal Address:	9- STDC, Albion Street, Hawera		
Postcode:	4610	Telephone (day):	06 2780555
Project		**Amount Requested**	
To install sensor lighting under the verandah of Normanby Hall and along the pathway at the back of the building by the carparks.		$1253.96	

What is the legal status of your group?

☐ **Trust** ☐ **Incorporated Society** ☑ **Informal Community Committee**

Other – Please State: _____

Are you GST Registered: ☐ **Yes GST Num:** _____ ☑ **No**

How many members does your group currently have? 4

Contact Details: (Please provide two contacts for your group)

Name: Wayne Bigham	**Name:** Russell Hockley
Position: Chair.	**Position:** Dep Chair
Address:	**Address:**
Phone:	**Phone:**
Email: Wayne.bigham@stdc.govt.nz	**Email:** russell.hockley@stdc.govt.nz

What is the purpose of your group?

Te Hawera Community Board

How is your group normally funded?

South Taranaki D. C.

Section 2 – Project Details

Provide a brief project description:

Following a public meeting at Normanby Hall, feedback requested the installation of better lighting to access cars parked at the rear of the bldg. This applin will fund sensor lights which will come on as a member of the public walks along the path to their parked car.

Project start date: March 2021 **Project end date:** March 2021

Who will benefit from your project and how?

Users of the Normanby Recreation Hall.

Is consultation required with Māori/local Iwi for your project? **Yes** ☐ **No** ☑

If so, how have you undertaken consultation and what feedback was provided?

N/A -

4

Section 3 – Financial Details

Project cost details: Applicants who are GST-registered need to provide budget figures that exclude GST. If you are not GST-registered your budget figures need to include GST

Item	Cost
Corrigan Electrical	$1253.96
	$
	$
	$
	$
Total Project Cost	$1253.96

Project income details: e.g. project income and other sources of income eg. other grants *(including applications to other community boards)*, donations, discounts on services, own contribution, existing funds, expected fundraising.

Income Source	Confirmed (Yes/No/Awaiting Outcome)	Amount
Nil .		$
		$
		$
		$
		$
		$
	Total Funds Available	$

Funding summary:

Total Project Cost	$1253.96
Less/minus Total Funds Available	$ —
Difference/shortfall	$1253.96
Amount requested from Discretionary Fund	$1253.96

South Taranaki District Council

Section 4 – Declaration

- We declare that we are a not-for-profit group.

  (A not for profit group does not earn profits for its members. All of the money raised or donated is used in pursuing the group's objectives.)

- The information supplied in this application is correct.

- We certify that any funding received through the Te Hāwera Community Board Discretionary Fund will be used solely for the project or purposes disclosed in our application.

- If this application is successful, we agree to provide any report, receipts or invoices which may be requested and to promote or acknowledge the support of the Community Board at every opportunity.

Please provide two members signatures

Name: Wayne Bigham

Signature: _____

Position in group: Chair

Date: 14/12/20

Name: Russell Hockley

Signature: _____

Position in group: Dep. Chair

Date: 14/12/20

5/01/21

Applications close on the following 2020 dates:

Monday 6 January	Monday 22 June
Monday 17 February	Monday 3 August
Monday 30 March	Monday 14 September
Monday 11 May	Monday 27 October

Post: Executive Assistant Community & Infrastructure Services
South Taranaki District Council
Private Bag 902
Hāwera 4640

Email: funding@STDC.govt.nz

Please be aware a representative must be present at the Te Hāwera Community Board meeting to speak to this funding application, otherwise the application will be declined.

INCOMPLETE APPLICATIONS WILL BE RETURNED TO APPLICANT FOR COMPLETION
(please be advised this could delay the consideration of your application).

LATE APPLICATIONS WILL NOT BE CONSIDERED

Ngā Take Kawea
Items for Action

Reference/Source Committee/Meeting Date	Matters Arising	Group Responsible	Department (Team)	Update	Project Deadline
Hāwera-Tangahoe Community Board 16/06/2014	**Hāwera Town Centre Strategy Project** The concept plans for Te Ramanui o Ruapūtahanga have been completed and community engagement undertaken in October 2018. A report on the feedback received from the community will be tabled at a Council Policy Development meeting on 26 November.	Community and Infrastructure Services	Community Facilities	The intended December start date for the demolition of the buildings has been deferred due to issues that have arisen with a boundary party wall between the Council building and neighbour. To resolve this, a Boundary Adjustment Resource Consent is planned. A planning consultant has been engaged and the work is underway for the consent application. Demolition work is not now expected to start until after March and will still be dependant on completing the Resource Consent.	Ongoing

Te Kaunihera ō Taranaki ki Te Tonga
South Taranaki District Council

Pūrongo-Whakamārama
Information Report

6

To	Te Hāwera Community Board
From	Kaihautū Whakawhanake Hapori / Community Development Manager, Claire Symes
Date	25 January 2021
Subject	**Community Development Activity Report**

Whakarāpopoto Kāhui Kahika / Executive Summary

1. This report updates Te Hāwera Community Board on progress with community development projects and activities across the District and other items of interest.

Taunakitanga / Recommendation

THAT Te Hāwera Community Board receives the Community Development Activity Report.

Ngā Kawenga-ā-rohe / District Activities

Innovating Streets Pilot Project

2. The safety audit of the plans for Eltham and Waverley Innovating Streets pilot projects has still not been received, which may mean that we see some changes made to the "final" design. The project is 90% funded by Waka Kotahi NZ Transport Agency.

Mayors' Taskforce for Jobs (MTFJ)

3. The National Office of the MTFJ has established a "Work Exposure" fund aimed at supporting councils to run events that enable employers to engage young people in the world of work and to build positive relationships with one another. On behalf of the South Taranaki MTFJ Steering Group (the Group), an application was submitted and has been approved.

4. The Council and 14 other successful councils will each receive $3,000 plus GST. The Group has previously held a "speed meet" for senior students from each local high school to meet with employers and the submission outlined plans to hold another similar event in May 2021 as part of Youth Week. The proposed event/programme must take place before 30 June 2021.

Wheelhouse Workshop in Waverley

5. A Wheelhouse Governance and Strategy Workshop was held in Waverley recently. Independent facilitator Te Aroha Hohaia from Hohaia van Paassen Limited and Council Community Development Officer Ella Borrows, co-facilitated the meeting which had seven registrations but, on the night, only three people turned up. Nevertheless, the three represented different groups and feedback was positive.

6. The Council is a partner of the Wheelhouse who reported they delivered 33 workshops to groups and organisations around the mountain in 2020.

Te Takiwā o Pātea / Pātea Ward

Waverley Basketball Hoop

7. The project to install a basketball hoop at Aotea Park, Waverley, was initiated by a local resident, 11-year-old Robert Carrick. He saw a need in the community and brought it to the attention of the Pātea Community Board late last year. The Council applied for funding from Sport Taranaki and Tū Manawa Funding to support this project. That application was successful and $4,119.13 has been granted. A site meeting will be held to finalise the details around the installation of the hoop.

Pātea Loop Track

8. Following another meeting with club members, the Pātea Golf Club (the Club) have agreed to a marked trail route being identified through the golf course. The Council is currently drafting signage and route markers which will be developed and installed in consultation with the Club.

Aotea Waka

9. Painting of the figurines on the Aotea Waka by local Pātea artist, Luther Ashford was completed and a blessing was held on 17 December 2020. Ngāti Ruanui kaumatua, Hemi Ngarewa conducted the blessing, which was attended by Mayor Phil Nixon, Deputy Mayor Robert Northcott, Council staff, members of the community and Luther's friends and whānau.

Te Takiwā o Arakamu ki Kaponga / Eltham-Kaponga Ward

Soldiers Park, Eltham

10. Site meetings were held with contractors looking at providing quotes for a lime fines loop pathway through Soldiers Park behind the Eltham Swimming Pool. A site meeting was also held with Becky Dodunski from Eltham Restore and Council staff to discuss weed management in the area. Eltham Restore has coordinated the native planting in the area.

Te Takiwā o Te Hāwera / Te Hāwera Ward

Board Member Meet and Greet

10. Te Hāwera Community Board members have held monthly Saturday "meet and greet" meetings at the Hāwera LibraryPlus throughout the year. Last month the rostered day fell on the weekend of the Egmont A&P Show. Board member Nikki Watson spent the morning at the show talking to people and asking them to complete a short questionnaire about things they like about the town and to consider ways they can contribute to help Hāwera prosper. The intent was to help people understand that building a community was up to us all and not just the responsibility of the Council, as well as record the many ways people are already contributing with their own behind the scene actions.

11. Details from the completed forms will be collated and the Board will send a thank you card to acknowledge work being done. The same forms will be left at the Hāwera LibraryPlus for ongoing information gathering and to continue to acknowledge the work done by members of the Hāwera Community.

Normanby Public Meeting Follow Ups

11. At a public meeting held in July 2020, the Board sought information regarding preferences from residents for a project for the Normanby area. As a result of feedback, a plan was made to improve car parking around the Normanby Recreation Centre by opening access to an old tennis court, installing drainage, lighting, marking parking spaces and asphalting a large area. The plan has now been included in the Board's annual and long term plans.

12. A Local Discretionary Fund application is being prepared for the next community board meeting. The application is for the installation of sensor lights under the Normanby Recreation Centre's front veranda and along the pathway by the building.

Te Takiwā o Taranaki ki Tai / Taranaki Coastal Ward

Bowen Crescent Playground Redevelopment

13. A second site meeting was held on Friday 4 December to discuss the redevelopment of the Bowen Crescent Playground in Ōpunakē. Community member Lisa Beynon has received alternative concepts for the playground from Playground Creations, which have been shared and discussed with the wider community.

14. Rebuilding the iconic playground maunga is the priority for redevelopment. The Council has committed to funding $50,000 with the Community Development Advisor working with the community to raise the additional $20,000 required to complete this part of the project.

15. The Council will continue to maintain the current playground, while the community fundraises for the new playground equipment. Once the equipment is ready for installation, the old playground will be removed.

Drinking Fountains around Ōpunakē

16. The Taranaki Coastal Community Board funded drinking fountains for Ōpunakē Beach and Ōpunakē Lake, these have been delivered and will shortly be installed. The fountain at the beach will be wheelchair accessible.

Manaia Combined Facility Consultation

17. The Council have received submissions regarding the proposed Manaia Combined Facility which is proposed to be built at the Manaia Domain. The Council shared a draft concept with the community asking for feedback on the design and whether it is fit for purpose.

18. The consultation period ran from 23 November 2020 to 21 December 2020 and 53 submissions were received. All submissions have been collated into a report which will be presented to the Policy and Strategy Committee on 1 February 2021.

Manaia Walkway signage

19. Directional signage is being installed for the Manaia Walkway. Two AA pointer signs have been installed at the corners of Hassard Street and South Road and Tauhuri and Karaka Streets. The third sign will be on Hassard Street, outside the Manaia Sports Complex.

20. The Council is now working with the Manaia Walkway Committee and local hapū to get an informational sign at the start of the walkway, which will share the route and various points of interest along the way.

Action following the Ōpunakē Community Groups Hui

21. The Taranaki Coastal Community Board felt that the Community Groups Hui that was held on 14 October was a great way to find out about community projects in Ōpunakē. The Board is considering hosting a similar hui in Manaia in the first quarter of 2021.

Pūtea Tautoko / Funding

Council Funding Round Dates for 2021

Council Fund	Open	Close	Focus Area
Tangata Whenua Liaison Fund	31 January	31 March	Support local groups such as marae committees and/or hapū, projects and initiatives that develop positive relationships between Tangata Whenua, the Council and the people of South Taranaki.
Creative Communities Scheme	10 February 27 July	10 March 27 August	Local arts projects meeting the criteria of broad community involvement, diversity or young people.
Sport NZ Rural Travel Fund	15 February 1 September	15 March 1 October	Travel costs for regular, local sports competitions.

Council Fund	Open	Close	Focus Area
Waimate Development Levy	6 April 20 September	7 May 22 October	The development or maintenance of public assets that are located on Council-owned property or reserves in the Waimate area.
Rural Hall Grant	30 June	30 September	Eligible applicants notified direct.
Community Surveillance System Fund	30 June	30 September	Eligible applicants notified direct.
Pātea Centennial Bursary	1 November	30 November	Pātea residents over the age of 15 years enrolling in part, or full-time tertiary study in 2021.

Sport NZ Rural Travel Fund

22. Round One of the Sport NZ Rural Travel Fund closed on 12 October, the committee met on 1 November to consider the two applications received.

23. The allocations can be found in the table below.

Applicant	Project Details	Amount Requested	Allocation
Hāwera High School	To transport students to and from their summer sports events – Societal Olympics, cricket, volleyball and squash.	$2,000.00	**$1,500.00**
Whenuakura School	To transport two touch teams from Whenuakura to Hāwera each week.	$800.00	**$800.00**

Pātea Centennial Bursary

24. The allocation meeting for the Pātea Centennial Bursary was held on Friday 18 December. Due to low-interest rates, a return of only $900 from the term deposit was available for allocation.

25. The allocations can be found in the table below.

Applicant	Years Grant Received *(if applicable)*	Allocation-2020
Tuheimoa Rahana Maruera		**$225.00**
Melanie Taramoeroa	*2019 ($357)*	*Declined*
Revai Kwangwari	*Ineligible*	*Ineligible*
James Cole	2019(*$357*)	**$225.00**
Sonya Kennealy		**$225.00**
Sofie Dwyer	*2019($357)*	*Declined*
Nicole Ann Gunn		*Declined*
Lauren Nelley		*Declined*
Charlee Poingdestre		**$225.00**

Applicant	Years Grant Received *(if applicable)*	Allocation-2020
Jane Lennox	*2017($661.48),2018($336),2019($357)*	*Declined*
Adam Lennox		*Declined*
Samantha Harvie		*Declined*

Pūtea Kōwhiri-ā-rohe / Local Discretionary Funds

Funding Applications

26. The latest deadline for the 2020/21 Local Discretionary Fund applications was 5 January. The remaining deadlines for the Local Discretionary Fund are listed below:

    - 15 February 2021
    - 29 March 2021
    - 10 May 2021
    - 21 June 2021

27. As all Community Board members are now on Diligent, all eligible and complete applications (including attachments), are provided to the Community Boards in Diligent prior to the Board meetings. Only the application form will appear in the Community Board agendas for consideration, however, the complete applications will remain in the Comms Centre of Diligent until after the meeting.

28. Please refer to Appendix 1 for all allocations and available funding.

Ngā Pāponotanga / Events

Upcoming Events

29. The Council hosted a 'Christmas Dinner and Dance' function on 21 November 2020 at Hāwera's TSB Hub. Over 100 guests were entertained by the 'Singing Waiters' and well fed with a Christmas Buffet thanks to Hub Catering. TLL Events and the Council's Events Coordinator Hayley Old had the room dripping with red, green and gold. A successful night and a lot of fun was had by all.

30. Arts in the Park was held in King Edward Park on 5 December 2020. Over 70 high quality stallholders attended this year, as well as local bands and entertainers who kept the park alive with music and fun. In the lead up to the event there were concerns with the weather, but the rain held off just enough for the day to be completed without a drop. This event is popular every year with the locals and this year was no different with an increase in visitor numbers from the previous year.

31. The events team is still planning ahead for the busy summer season. The next events to look out for are:

    - Movies in the Park — TBC
    - Concerts in the Park — 14 February
    - AmeriCARna — 24-26 February

Claire Symes
Kaihautū Whakawhanake Hapori /
Community Development Manager

[Seen by]
Fiona Aitken
Kaiarataki Ratonga Hapori me te Pūhanga /
Group Manager Community and Infrastructure Services

APPENDIX 1

Board's Discretionary Fund balance as at 16 November 2020 for the 2020/21 financial year.

Te Hāwera Community Board – 2020/2021			**Total Budget**	**$36,999.87**
Date	**Applicant**	**Purpose**	**Amount**	**Balance**
13 July 2020	Menzshed	Purchase of essential tools and equipment.	$5,370.00	**$31,629.87**
05 October 2020	Parkinson's New Zealand Charitable Trust	Funding support for the South Taranaki Nurse's Annual Salary	$2,500.00	**$29,129.87**
05 October 2020	Bizlink Hāwera	Funding to have a mural painted in the Town Square	$5,000.00	**$24,129.87**
05 October 2020	Hāwera High School Prom Committee	Funding for the Venue, music and photographer for the Hāwera High School Prom	$1,558.00	**$22,571.87**
05 October 2020	South Taranaki Blue Light	Funding to support Youth Programme EDGE	$642.20	**$21,929.67**
16 November 2020	South Taranaki RSA	ANZAC Street Flags	$2,170.00	**$19,759.67**
16 November 2020	Royal NZ Plunket Trust	Hāwera Parent Education Courses for under 5's	$2,000.00	**$17,759.67**
16 November 2020	*Menzshed*	*Plaque for Menzshed – Chairs Discretion*	*$25.00*	***$17,734.67***
			Remaining balance	**$17,734.67**

Te Hāwera Community Board Committed Funds			**Total Committed**	**$0.00**
Date	**Applicant**	**Purpose**	**Amount Committed**	**Amount Uplifted**
				$0.00

Eltham-Kaponga Community Board – 2020/2021			**Total Budget**	**$12,016.27**
Date	**Applicant**	**Purpose**	**Amount**	**Balance**
24 August 2020	*Eltham Community Development Group*	*To install three steel artwork panels in the new garden at Bridger Park.*	*$2,709.45*	***Declined***
24 August 2020	Eltham Lions Club	To help fund the Club's 50th Charter Anniversary.	$1,200.00	**$10,816.27**
5 October	*Kaponga Primary School PTA*	*To help fund fireworks for their Community Night.*	*$3,982.50*	***Declined***
			Remaining balance	**$10,816.27**

Eltham-Kaponga Community Board Committed Funds

			Total Committed	$1,046.00
Date	**Applicant**	**Purpose**	**Amount Committed**	**Amount Uplifted**
27 May 2019	Eltham Community Board	New Signage for Soldiers Park	$1,046.00	-
				$1,046.00

Pātea Community Board – 2020/2021

			Total Budget	$13,813.20
Date	**Applicant**	**Purpose**	**Amount**	**Balance**
15 July 2020	Waverley RSA	Hall hireage for the Waverley RSA Centennial	$90.00	**$13,723.20**
15 July 2020	Pātea Community Board	Create a shelter/shade area with chairs at Aotea Park	$1,500.00	**$12,223.20**
15 July 2020	Tainui Day Centre (BAF)	Support for venue hireage for the Hunter Shaw building	$1,071.00	**$11,152.20**
07 October 2020	*Pātea Area School*	*To help install security cameras around the School Building*	*$2,500.00*	***Declined***
07 October 2020	Pātea Community Board	To buy kitchenware for the Hunter Shaw Building	$797.67	**$10,354.53**
18 November 2020	*Pātea Lions Club*	*Christmas Parade – Chairs Discretion*	*$250.00*	***$10,104.53***
			Balance Remaining	**$10,104.53**

Pātea Community Board Committed Funds

			Total Committed	$1,500.00
Date	**Applicant**	**Purpose**	**Amount Committed**	**Amount Uplifted**
28 May 2015	Pātea Community Board	Directional Sign at Pātea Beach Lookout	$1,500.00	-
				$1,500.00

Taranaki Coastal Community Board – 2020/2021			Total Budget	$20,535.85
Date	**Applicant**	**Purpose**	**Amount**	**Balance**
25 August 2020	Ōpunakē Volunteer Fire Brigade	To help with the kitchen upgrade at the Fire Station	$1,200.00	$19,335.85
25 August 2020	*Taranaki National Art Awards*	*To help cover expected funding shortfall*	*$1,200.00* ***(Allocated but Returned)***	***$19,335.85***
6 October 2020	ODBA	To help fund the Ōpunakē Christmas Parade	$1,500.00	$17,835.85
6 October 2020	Ōpunakē Beach Carnival Committee	To help fund the Ōpunakē Beach Carnival	$1,200.00	$16,635.85
6 October 2020	Pihama Hall Society	To help replace two smaller roofs on the Hall	$2,000.00	$14,635.85
17 November 2020	Manaia & Districts Lions Club	Christmas Parade	$620.00	$14,015.85
17 November 2020	Ōpunakē Board Riders Inc	L1 SNZ Coaching Course	$880.00	$13,135.85
17 November 2020	*Cape Egmont Lighthouse Trust*	*Reseal and repair carpark and assembly area*	*$4,000.00*	***Deferred***
			Balance Remaining	**$13,135.85**

Taranaki Coastal Community Board Committed Funds			Total Committed	$0.00
Date	**Applicant**	**Purpose**	**Amount Committed**	**Amount Uplifted**
			Balance Remaining	**$0.00**

Te Kaunihera ō Taranaki ki Te Tonga
South Taranaki District Council

Pūrongo-Whakamārama
Information Report

6

To	Te Hāwera Community Board
From	Kaihautū Puna Mātauranga me te Ratonga Ahurea / Libraries and Cultural Services Manager, Cath Sheard
Date	25 January 2021
Subject	**District LibraryPlus Report – November and December 2020**

Whakarāpopoto Kāhui Kahika / Executive Summary

1. This report covers the range of library activities and statistics across the District for November and December 2020.

Taunakitanga / Recommendation

THAT Te Hāwera Community Board receives the District LibraryPlus Report for November and December 2020.

Ngā Kawenga-ā-Whare Pukapuka Āpitihanga / LibraryPlus Activities

2. The Ōpunakē LibraryPlus Banking Hub was officially opened on 7 December by Parliamentary Undersecretary for Revenue Dr Deborah Russell. In attendance were Mayor Phil Nixon, Chief Executive Waid Crockett, Councillor's Bryan Roach and Aarun Langton and staff from the six major banks associated with the hub. The hub consists of a smart ATM where money can be deposited, withdrawn and also has a booth where customers can access online banking via an iPad and speak to their bank via a phone. Early feedback from the public has been positive, especially as the local bank closed during the Christmas holiday week. Business owners have been vocal in their support now that they can deposit cash without having to travel to Hāwera or New Plymouth.

Public Outreach and Events

3. The informal groups that meet in each LibraryPlus continue to provide fellowship and help build social cohesion in our communities. A good example is Peggy Purl who had a productive year knitting, crocheting and sewing items. Charities supported include Hāwera Maternity Unit - baby singlets and beanies; the Oncology, Premature babies and Children's wards at Taranaki Base Hospital - beanies and clothes; Pātea Kindergarten, Pātea Area school and Ramanui school - beanies and slippers; Koromiko Kindergarten - a blanket, dolls clothes and beanies; Waitara East Primary – slippers; Pātea Resthome - beanies and scarves; Trinity Resthome - beanies and a blanket; Hāwera and New Plymouth Plunket – beanies; Rescue Cats - five hot water bottles and two covers; SANDS and the Seventh-Day Adventist Church arm ADRA - baby and small children's clothes.

4. The Ōpunakē LibraryPlus hosted a Pop-Up Museum in collaboration with Aotea Utanganui - Museum of South Taranaki. This was popular, with one patron being permitted to take the comments book home overnight as they had so much information to contribute to the images that were displayed. The photo competition prizegiving was held in the library and people of all ages attended to see the winners revealed. Discussions are underway about this becoming an annual event.

Children's Services

5. The Hāwera Intermediate School visited Pātea LibraryPlus in December, with three sessions being held over three days. Around 240 children watched a digital story about Turi and the Aotea waka. Each student completed a Māori design craft by etching the design into foam, then painting and stamping the design onto card. The students also visited Aotea Utanganui - Museum of South Taranaki and the Aotea Waka.

6. Staff continue to reach out to kura across the District. A recent example was Hāwera staff holding a coding session with students from Te Kura Kaupapa Māori o Ngāti Ruanui. Some were already familiar with code.org and staff showed them how to use Classic Maze. Students used their own devices and completed each level; with every fifth level, a new block was introduced. The class discussed what this meant and how they could use it in their own code, this type of work develops the students critical thinking skills. All students completed Classic Maze in one hour, which has not happened for a number of years and indicates their skill level and engagement with the session.

7. The LibraryPlus also work with local schools. In November two students from the Endeavour Unit at Hāwera High School designed objects on Tinkercad, transferred them to a SD card, loaded their filament and started printing. Both were pleased with their items and that they had managed the entire process themselves, increasing their skills and confidence. A junior technology class also designed objects at school with Tinkercad. Their teacher brought the designs in to be printed, which are complex and take up to a day and a half to print.

8. Ōpunakē LibraryPlus held an *Among us in Real Life* session to complete the outreach they have been doing with Ōpunakē High School students. *Among us in Real Life* is an online game and Community Outreach Librarian Katherine Bosworth developed a physical version which can be used at all LibraryPlus. Although numbers are small, since staff began working with the students, teen book issues have increased by 88 per cent compared with the same time last year.

9. The Hāwera LibraryPlus Sensory Friendly Hour has been running for a year. During this time the lights are turned off, there is minimal noise and sensory activities are set up including a sensory tent. This has normally been attended by three children and their support teacher aide. It has been an opportunity for them to visit the facility and feel safe while developing some of the sensory processing skills needed in everyday life. This was modelled on the successful sessions already held in Waverley LibraryPlus.

10. Summer Blast registrations opened in December with a good number coming in during the first two weeks. Numbers are slightly lower than last year, however, this again reflects the impact of COVID-19. Despite the slight decrease in registrations, a significant proportion were completed via our online form outside of business hours, which indicates the value of our online registration process.

11. All LibraryPlus have been decorated to represent the different threads that children can complete activities in, all libraries look great and have had a lot of effort put into them. It has been great to see the staff more comfortable with the programme this year.

Digital Services

12. Facebook posts for November had a total reach of 5,089 with the highest reaching post at 603. The highest number of engagements for one post during November was 48 (engagements are comments, shares and link clicks). December posts had a total reach of 10,284 with the highest reaching post at 1,615. The highest number of engagements for one post during December was 80.

13. During November Twitter posts collected 3,358 impressions, with the top tweet gaining 191 impressions. During December Twitter posts collected 3,358 impressions, with the top tweet gaining 1,363 impressions.

Ngā Tauanga / Statistics

Wi-Fi and APNK Usage

14. In November there were 45,082 minutes used on APNK, compared with 58,658 in the year prior. There were 1,461 logins for the month compared with 2,103 in the year prior. December's figures were 40,435 minutes used on APNK, compared with 59,779 in the year prior. There were 1,396 logins for the month compared with 1,849 in the year prior.

15. In November the WiFi was used 7,398 times compared with 12,773 the year prior. The December figures are not yet available. Staff feel these decreases reflect the fact many people are responding to the ongoing COVID-19 risk by coming in to do their business, then leaving straight away rather than spending leisure time with us.

Circulation

16. Issues for November were 12,051 compared with 12,329 for the year prior and 13,103 for December compared with 13,874 for the same period last year. eBook issues remain consistently higher than pre lockdown at 8,752 for the year to date against 5,627 the year prior.

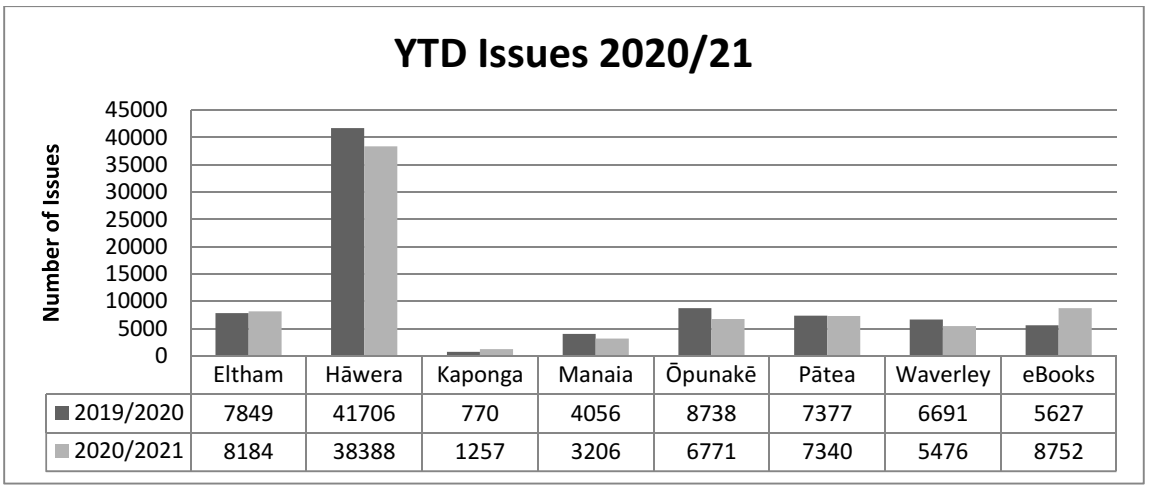

	Eltham	Hāwera	Kaponga	Manaia	Ōpunakē	Pātea	Waverley	eBooks
2019/2020	7849	41706	770	4056	8738	7377	6691	5627
2020/2021	8184	38388	1257	3206	6771	7340	5476	8752

New Resources

17. The acquisitions department has processed 5,211 new resources and distributed them across the seven LibraryPlus branches in the first six months of the financial year. Of these, 43% were for children and teens.

18. Due to distribution issues associated with lockdown a lot of the books on order are taking months, rather than weeks to arrive and we expect the delays to continue for some time yet. At the same time last year, we had received an additional 424 books; this 8% decrease in new stock on our shelves is possibly contributing to the lower issue statistics. Our suppliers are keeping us informed about problems with the supply chain, but it appears the current issues will continue for some time yet.

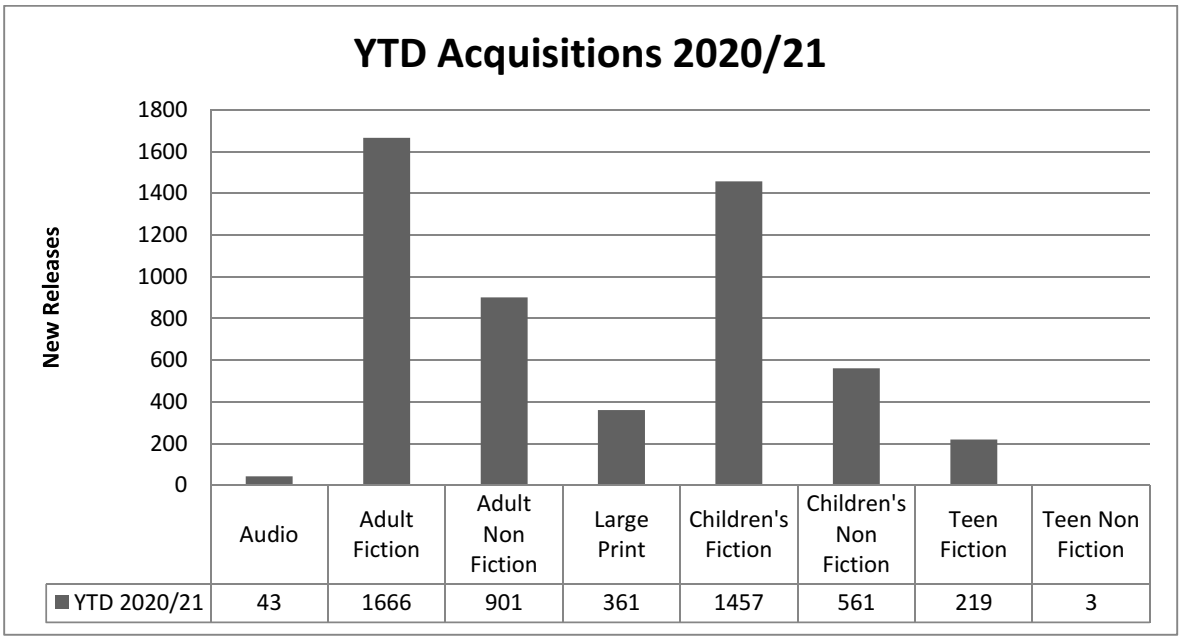

	Audio	Adult Fiction	Adult Non Fiction	Large Print	Children's Fiction	Children's Non Fiction	Teen Fiction	Teen Non Fiction
YTD 2020/21	43	1666	901	361	1457	561	219	3

Membership

19. Membership of the libraries stands at 12,857 or 58% of the population.

Whakakapia / Conclusion

20. The impacts of COVID-19 are still being felt in a variety of ways; fewer people staying in the LibraryPlus to simply spend time, less use of the APNK computers and WiFi, fewer children attending sessions and lower book issues combined with less new stock being received. Despite these changes, the LibraryPlus remains an important social hub for our communities.

Cath Sheard
Kaihautū Puna Mātauranga me te Ratonga Ahurea /
Libraries and Cultural Services Manager

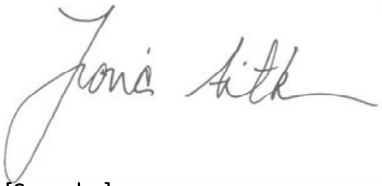

[Seen by]
Fiona Aitken
Kaiarataki Ratonga Hapori me te Pūhanga /
Group Manager Community and Infrastructure Services

Te Kaunihera ō Taranaki ki Te Tonga
South Taranaki District Council

Pūrongo-Whakamārama
Information Report

6

To	Te Hāwera Community Board
From	Kaiawhina Tuarua – Ratonga Hapori me te Pūhanga / Administration Officer Community and Infrastructure Services, Jacinta Fitzgerald
Date	25 January 2021
Subject	**Facility Usage Report**

Whakarāpopoto Kāhui Kahika / Executive Summary

1. The Facility Usage Report summarises the total usage of a range of Council owned assets and services, within the South Taranaki District.

Taunakitanga / Recommendation

THAT Te Hāwera Community Board receives the Facility Usage Report.

Te Hāwera Facility Usage Report 2020/21

HĀWERA

Please note: Figures for March, April and May 2020 will vary due to the closure of public facilities during the COVID-19 (Corona Virus) pandemic (national lockdown).

Hāwera Cemetery Monthly and Year to Date (YTD) Figures - Burials (B) and Cremations (C)

	July		August		September		October		November		December		January		February		March		April		May		June		YTD	
	B	C	B	C	B	C	B	C	B	C	B	C	B	C	B	C	B	C	B	C	B	C	B	C	B	C
Burials and Cremations 11/12	5	3	5	3	5	3	3	3	8	4	3	3	4	1	2	3	2	1	3	2	6	4	3	3	49	33
Burials and Cremations 12/13	7	2	3	6	1	1	2	7	0	6	1	1	4	6	0	3	4	0	2	2	4	4	0	8	28	46
Burials and Cremations 13/14	0	8	6	3	1	3	7	3	2	1	7	4	2	1	5	2	3	2	7	6	2	3	5	2	47	38
Burials and Cremations 14/15	8	2	3	0	4	2	4	0	3	0	0	3	3	4	3	2	5	7	0	7	6	5	10	4	49	36
Burials and Cremations 15/16	7	4	9	2	4	0	7	8	4	2	1	4	5	2	5	3	2	4	7	7	4	4	4	2	59	42
Burials and Cremations 16/17	1	1	6	3	4	4	2	3	2	0	3	8	2	2	4	9	3	2	3	11	3	1	4	3	37	47
Burials and Cremations 17/18	6	3	4	2	8	7	4	1	2	1	3	1	9	6	1	1	1	5	3	4	2	7	4	3	47	41
Burials and Cremations 18/19	4	1	4	1	6	0	2	5	1	0	5	8	0	4	3	0	0	5	4	3	4	3	4	5	37	35
Burials and Cremations 19/20	3	6	5	0	3	4	2	7	6	3	5	6	2	4	1	4	2	3	3	0	6	0	0	1	38	38
Burials and Cremations 20/21	**1**	**2**	**1**	**2**	**9**	**2**	**3**	**3**	**4**	**3**	**4**	**1**													**22**	**13**

Hāwera Community Centre Monthly and Year to Date (YTD) Booking Figures

	July	August	September	October	November	December	January	February	March	April	May	June	YTD
Monthly Figures 11/12	51	35	54	55	63	44	16	44	27	50	46	26	**511**
Monthly Figures 12/13	43	24	73	63	35	27	9	26	28	33	31	71	**463**
Monthly Figures 13/14	48	18	74	27	29	21	27	74	35	32	35	29	**449**
Monthly Figures 14/15	18	32	67	37	36	30	3	17	41	50	29	24	**384**
Monthly Figures 15/16	13	20	16	17	24	12	3	14	9	11	30	Unavailable	**169**
Monthly Figures 17/18	24	16	48	82	79	21	7	23	12	15	18	48	**393**
Monthly Figures 18/19	21	22	19	40	21	17	5	10	9	11	14	17	**206**
Monthly Figures 19/20	22	25	16	43	17	22	8	19	13	0	4	**6**	**195**
Monthly Figures 20/21	**26**	**33**	**28**	**35**	**31**	**24**							**177**

Please note the Hāwera Community Centre Hall and Memorial Theatre were closed temporarily in July 2015. Booking figures restart from July 2017 when the buildings reopened.

Hāwera Community Centre Attendance Numbers (People). Figures include chargeable events only

2017/18	**July**	**August**	**September**	**October**	**November**	**December**	**January**	**February**	**March**	**April**	**May**	**June**	**YTD**
Community Centre Hall	240	30	290	272	850	0	0	306	300	120	380	240	**3,028**
Community Centre Hall Lounge	118	40	40	289	220	110	46	148	237	220	140	140	**1,748**
Memorial Theatre	741	45	1,315	900	1,088	703	0	306	0	116	194	1,491	**6,899**
Memorial Lounge	138	369	140	232	70	185	30	150	205	95	320	851	**2,785**
Monthly Figures 17/18	1,237	439	1,785	1,693	2,228	998	76	910	742	551	1,034	2,722	**14,415**
2018/19	**July**	**August**	**September**	**October**	**November**	**December**	**January**	**February**	**March**	**April**	**May**	**June**	**YTD**
Community Centre Hall	550	490	260	520	1,670	720	60	260	455	675	950	550	**7,160**
Community Centre Hall Lounge	125	280	175	250	320	80	80	170	110	166	197	241	**2,194**
Memorial Theatre	140	222	60	486	858	860	0	0	0	175	0	2,544	**5,345**
Memorial Lounge	155	462	1,682	401	124	247	50	189	212	120	125	175	**3,942**
Monthly Figures 18/19	970	1,454	2,177	1,657	2,972	1,907	190	619	777	1,136	1,272	3,510	**18,641**
2019/2020	**July**	**August**	**September**	**October**	**November**	**December**	**January**	**February**	**March**	**April**	**May**	**June**	**YTD**
Community Centre Hall	5,158	480	1,070	778	1,130	480	470	630	480	0	0	180	**10,856**
Community Centre Hall Lounge	136	116	243	392	261	100	80	120	12	0	30	24	**1,514**
Memorial Theatre	465	110	1,300	560	100	1,010	50	90	250	0	0	0	**3,935**
Memorial Lounge	230	414	120	370	800	40	0	151	0	0	12	15	**2,152**
Monthly Figures 19/20	5,989	1,120	2,733	2,100	2,291	1,630	600	991	742	0	42	219	**18,457**
2020/2021	**July**	**August**	**September**	**October**	**November**	**December**	**January**	**February**	**March**	**April**	**May**	**June**	**YTD**
Community Centre Hall	392	490	955	1,020	750	540							**4,147**
Community Centre Hall Lounge	133	117	152	144	124	84							**754**
Memorial Theatre	120	419	0	172	147	1,265							**2,123**
Memorial Lounge	254	402	60	539	500	187							**1,942**
Monthly Figures 20/21	**899**	**1,428**	**1,167**	**1,875**	**1,521**	**2,076**	**0**	**0**	**0**	**0**	**0**	**0**	**8,966**

TSB Hub (Figures include those that visit HubFit)	July	August	September	October	November	December	January	February	March	April	May	June	YTD
Monthly Figures 11/12	20,499	11,514	12,190	22,778	9,335	5,060	3,049	10,509	11,678	9,586	23,853	21,694	**161,745**
Monthly Figures 12/13	13,050	11,505	7,036	7,411	9,901	5,207	3,662	9,884	21,742	17,458	24,431	22,701	**153,988**
Monthly Figures 13/14	17,481	18,262	9,398	10,522	13,981	8,265	3,986	10,684	14,562	15,368	19,193	25,637	**167,339**
Monthly Figures 14/15	12,211	13,445	8,566	11,875	9,455	6,994	4,485	11,250	13,355	12,172	20,350	27,184	**151,342**
Monthly Figures 15/16	14,876	16,180	9,311	11,440	12,928	7,213	4,644	11,565	13,527	11,672	19,419	21,239	**154,014**
Monthly Figures 16/17	15,299	17,776	10,086	9,959	10,356	6,062	5,674	8,616	11,738	11,347	20,374	19,907	**147,194**
Monthly Figures 17/18	15,146	15,578	9,449	9,471	10,714	5,713	4,900	8,400	14,982	8,372	12,141	22,658	**137,524**
Monthly Figures 18/19	14,300	23,572	14,248	11,115	11,760	8,883	5,289	11,989	21,898	16,248	26,224	16,439	**181,965**
Monthly Figures 19/20	15,818	13,499	14,354	12,124	20,069	10,260	5,640	12,187	7,738	CLOSED	3,126	14,441	**129,256**
Monthly Figures 20/21	**14,054**	**17,234**	**15,932**	**10,778**	**20,285**	**17,696**							**95,979**

Aquatic Centre Swimming Pool Monthly and Year to Date (YTD) Attendance Figures (People)	July	August	September	October	November	December	January	February	March	April	May	June	YTD
Attendance Numbers 11/12	5,060	5,921	6,785	6,932	7,710	9,515	10,229	10,933	8,748	6,805	7,121	Unavailable	**85,759**
Attendance Numbers 12/13	5,762	6,529	6,726	7,683	7,526	9,481	10,739	14,363	10,520	6,831	6,975	5,615	**98,750**
Attendance Numbers 13/14	6,024	7,245	6,644	8,150	8,062	8,467	5,730	11,748	9,052	5,911	6,705	5,882	**89,620**
Attendance Numbers 14/15	5,382	6,389	6,556	7,598	7,147	8,475	11,431	11,838	8,768	5,924	6,570	6,187	**92,265**
Attendance Numbers 15/16	5,978	6,614	7,432	7,823	7,250	6,031	10,061	13,077	9,743	6,605	6,846	5,845	**93,305**
Attendance Numbers 16/17	5,551	6,824	6,867	8,096	7,011	8,235	8,564	12,095	10,978	6,867	7,181	6,062	**94,331**
Attendance Numbers 17/18	5,604	6,772	6,411	8,283	8,114	9,443	11,630	11,630	10,398	6,561	7,385	6,142	**98,373**
Attendance Numbers 18/19	6,800	6,448	6,321	7,674	7,709	8,769	9,899	13,499	12,456	6,837	8,013	6,373	**100,798**
Attendance Numbers 19/20	5,876	6,008	6,210	8,022	7,573	7,482	9,702	13,557	6,822	CLOSED	602	3,429	**75,283**
Attendance Numbers 20/21	**6,163**	**4,480**	**4,342**	**8,289**	**7,605**	**8,159**							**39,038**

Hāwera Landfill/Transfer Station Monthly and Year to Date (YTD) Figures	July	August	September	October	November	December	January	February	March	April	May	June	YTD
Vehicle Numbers 11/12	1,144	1,110	1,108	1,261	1,288	1,510	1,643	1,382	2,247	1,324	1,139	1,030	**16,186**
Vehicle Numbers 12/13	1,223	1,277	1,214	1,269	1,364	1,641	1,700	1,419	1,331	1,358	1,275	1,002	**16,073**
Vehicle Numbers 13/14	1,149	1,194	1,144	1,408	1,469	1,850	1,528	1,415	1,601	1,447	1,479	1,194	**16,878**
Vehicle Numbers 14/15	1,195	1,224	1,200	1,378	1,433	1,810	1,643	1,297	1,405	1,301	1,290	1,132	**16,308**
Vehicle Numbers 15/16	1,338	1,347	1,179	1,487	1,433	1,687	1,533	1,465	1,619	1,464	1,348	1,225	**17,125**
Vehicle Numbers 16/17	1,347	1,303	1,278	1,457	1,523	1,812	1,537	1,397	1,441	1,543	1,401	1,313	**17,352**
Vehicle Numbers 17/18	1,223	1,345	1,405	Unavailable	Unavailable	Unavailable	1,810	1,662	1,733	1,832	1,529	1,482	**14,021**
Vehicle Numbers 18/19	1,606	1,622	1,677	1,700	1,881	2,149	2,097	1,717	1,813	1,574	1,645	1,493	**20,974**
Vehicle Numbers 19/20	1,477	1,541	1,589	1,799	1,870		2,072	1,593	1,769	Unavailable	2,238	1,585	**17,533**
Vehicle Numbers 20/21	**1,800**	**1,751**	**1,908**	**2,111**	**2,128**	**2,619**							**12,317**

NORMANBY and ŌKAIAWA

Normanby Hall Monthly and Year to Date (YTD) Booking Figures	July	August	September	October	November	December	January	February	March	April	May	June	YTD
Monthly Figures 11/12	20	13	8	16	6	7	4	3	10	17	21	16	**141**
Monthly Figures 12/13	14	19	19	11	5	10	12	8	22	13	16	12	**161**
Monthly Figures 13/14	13	16	12	8	3	2	5	10	11	12	17	15	**124**
Monthly Figures 14/15	10	18	8	7	15	6	4	9	17	15	16	20	**145**
Monthly Figures 15/16	12	10	10	5	3	5	6	4	11	13	14	17	**110**
Monthly Figures 16/17	17	16	7	11	8	12	4	8	22	16	19	17	**157**
Monthly Figures 17/18	19	14	6	9	9	10	12	12	21	17	17	11	**157**
Monthly Figures 18/19	9	10	8	6	3	3	2	4	6	10	12	5	**78**
Monthly Figures 19/20	10	7	5	6	5	4	6	5	7	0	1	1	**57**
Monthly Figures 20/21	**7**	**6**	**5**	**6**	**8**	**2**							

Ōkaiawa Cemetery Monthly and Year to Date (YTD) Figures - Burials (B) and Cremations (C)

	July		August		September		October		November		December		January		February		March		April		May		June		YTD	
	B	C	B	C	B	C	B	C	B	C	B	C	B	C	B	C	B	C	B	C	B	C	B	C	B	C
Burials and Cremations 11/12	0	0	0	0	1	0	0	0	0	0	0	0	0	0	0	0	0	0	0	0	0	0	0	0	**1**	**0**
Burials and Cremations 12/13	0	0	1	0	0	0	0	0	0	0	0	0	0	0	0	0	0	1	0	0	0	0	0	0	**1**	**1**
Burials and Cremations 13/14	0	0	0	0	0	0	0	0	1	0	0	0	0	0	1	0	0	0	1	0	0	0	1	0	**4**	**0**
Burials and Cremations 14/15	1	0	0	0	0	0	1	0	0	0	0	0	0	0	0	0	1	0	1	0	0	0	0	0	**4**	**0**
Burials and Cremations 15/16	0	0	0	0	1	0	1	0	0	0	0	0	0	0	0	0	0	0	0	0	0	0	0	1	**2**	**1**
Burials and Cremations 16/17	0	0	0	0	0	0	0	0	0	0	1	0	1	0	1	1	0	0	0	0	0	0	0	0	**3**	**1**
Burials and Cremations 17/18	2	0	1	0	0	0	0	0	0	0	1	1	2	0	0	0	0	0	0	0	0	0	0	0	**6**	**1**
Burials and Cremations 18/19	0	0	0	0	0	0	0	0	0	1	1	0	0	0	0	0	0	0	0	0	0	0	0	1	**1**	**2**
Burials and Cremations 19/20	0	1	0	0	1	0	0	0	0	0	0	0	0	0	0	0	0	0	0	0	0	0	0	0	**1**	**1**
Burials and Cremations 20/21	**0**	**0**	**0**	**0**	**0**	**0**	**0**	**0**	**0**	**0**	**0**	**0**													**0**	**0**

Waihi Cemetery Monthly and Year to Date (YTD) Figures - Burials (B) and Cremations (C)

	July		August		September		October		November		December		January		February		March		April		May		June		YTD	
	B	C	B	C	B	C	B	C	B	C	B	C	B	C	B	C	B	C	B	C	B	C	B	C	B	C
Burials and Cremations 11/12	0	0	0	0	0	0	0	0	0	0	0	0	0	0	0	0	0	0	0	0	0	0	0	1	**0**	**1**
Burials and Cremations 12/13	0	0	0	0	0	0	0	0	0	0	0	0	0	0	0	0	0	0	0	0	0	0	0	0	**0**	**0**
Burials and Cremations 13/14	0	0	1	0	0	0	0	0	0	0	0	0	0	0	1	0	0	0	0	0	0	0	0	0	**2**	**0**
Burials and Cremations 14/15	0	0	0	1	0	0	0	0	0	0	0	0	0	1	0	0	0	0	0	0	0	0	0	0	**0**	**2**
Burials and Cremations 15/16	0	0	2	0	0	0	0	0	1	0	0	0	0	0	0	0	0	0	0	0	0	0	0	0	**3**	**0**
Burials and Cremations 16/17	0	0	0	0	0	0	0	0	0	0	0	0	0	0	0	0	0	0	0	0	0	0	0	0	**0**	**0**
Burials and Cremations 17/18	0	1	0	0	0	0	1	1	0	0	0	0	0	0	0	0	0	0	0	0	0	0	1	0	**2**	**2**
Burials and Cremations 18/19	0	0	0	0	0	0	0	0	0	0	0	1	0	1	0	0	0	0	1	0	0	0	0	0	**1**	**2**
Burials and Cremations 19/20	0	0	0	0	0	0	0	0	1	0	0	0	0	0	0	0	0	0	0	0	0	0	0	0	**1**	**0**
Burials and Cremations 20/21	**1**	**0**	**0**	**0**	**0**	**0**	**0**	**0**	**0**	**0**	**0**	**0**													**1**	**0**

Southlink Bus Service Statistics (Showing Average Passenger Numbers per Trip)

Waverley to Hāwera	July	August	September	October	November	December	January	February	March	April	May	June	Average YTD	Average Cost Recovery
2011/2012	12.5	16.1	18.3	18.9	21.8	20.4	18.8	21.0	22.3	21.6	16.5	13.8	**18.50**	**38.80%**
2012/2013	13.9	18.9	22.6	22.8	27.1	25.6	26.0	28.3	25.1	25.4	23.4	24.8	**23.66**	**40.00%**
2013/2014	26.6	20.3	21.0	22.0	17.3	16.3	15.1	14.6	20.4	17.3	14.5	13.6	**18.25**	**47.40%**
2014/2015	17.5	23.5	18.3	18.6	15.0	17.9	15.6	18.8	15.5	16.6	11.9	14.8	**17.00**	**56.24%**
2015/2016	14.6	13.6	10.4	11.5	14.0	13.9	17.0	15.8	15.0	19.4	15.1	15.8	**14.68**	**48.87%**
2016/2017	13.9	14.4	14.9	10.0	13.3	15.6	14.0	14.4	11.9	14.5	14.3	11.2	**13.53**	**44.56%**
2017/2018	10.9	11.3	10.0	14.1	11.5	16.4	12.8	12.9	10.3	9.8	12.9	8.6	**11.79**	**32.35%**
2018/2019	7.6	9.8	9.5	9.9	11.0	11.2	15.2	8.8	6.9	6.2	6.8	6.8	**9.41**	**19.10%**
2019/2020	5.1	6.8	6.3	6.9	5.9	6.5	6.9	6.7	5.1	1.8	1.8	3.6	**5.30**	**8.60%**
2020/2021	**4.2**	**3.3**	**1.5**	**4.4**	**2.6**	**3.3**							**3.20**	**5.20%**

Ōpunakē to Hāwera	July	August	September	October	November	December	January	February	March	April	May	June	Average YTD	Average Cost Recovery
2011/2012	13.4	19.4	24.5	25.0	25.6	23.6	24.6	21.5	23.8	14.5	18.6	13.3	**20.65**	**35.70%**
2012/2013	15.0	12.0	13.9	13.4	14.3	17.5	12.6	11.4	9.0	9.5	12.9	10.9	**12.70**	**19.90%**
2013/2014	9.5	13.4	10.8	7.8	10.5	11.3	10.6	10.5	6.8	5.3	6.2	7.1	**9.15**	**20.70%**
2014/2015	5.5	8.0	8.4	5.3	7.8	2.9	5.8	7.4	4.8	4.1	5.8	4.8	**5.88**	**17.02%**
2015/2016	5.7	3.4	9.0	4.2	6.0	2.4	2.1	4.3	3.1	5.0	1.5	5.1	**4.32**	**12.96%**
2016/2017	4.6	4.6	6.0	2.8	4.6	5.3	2.8	2.9	4.5	3.6	6.4	3.7	**4.32**	**13.41%**
2017/2018	2.0	4.5	3.9	4.0	5.3	4.2	2.8	4.4	5.3	3.4	2.0	2.6	**3.70**	**11.27%**
2018/2019	2.8	1.2	3.3	2.6	3.8	1.4	1.7	3.9	3.00	4.5	3.0	4.1	**2.94**	**4.50%**
2019/2020	3.5	3.3	2.4	4.2	4.0	2.9	2.3	3.1	2.90	0.0	3.1	4.4	**3.00**	**0.04%**
2020/2021	**5.0**	**3.6**	**3.0**	**3.6**	**5.1**	**6.6**							**4.48**	**0.50%**

Ōpunakē to New Plymouth	July	August	September	October	November	December	January	February	March	April	May	June	Average YTD	Average Cost Recovery
2011/2012	10.5	6.0	15.5	13.9	16.6	14.9	17.0	18.6	18.1	16.1	19.0	14.2	**15.03**	**34.30%**
2012/2013	12.4	16.9	11.3	14.8	16.5	20.0	14.5	23.7	14.4	20.8	12.5	11.4	**15.76**	**19.90%**
2013/2014	16.8	11.7	18.8	12.3	19.3	13.3	20.5	17.5	11.6	16.3	10.7	16.3	**15.43**	**30.00%**
2014/2015	13.8	10.3	14.8	10.5	13.6	12.4	10.9	11.5	10.8	8.1	10.9	7.5	**11.26**	**23.08%**
2015/2016	12.3	9.8	9.3	12.7	10.4	9.8	7.9	11.4	9.0	7.4	8.9	10.4	**9.94**	**21.46%**
2016/2017	10.3	9.4	7.7	5.8	9.0	8.5	6.8	9.8	7.3	6.6	6.8	8.2	**8.02**	**17.62%**
2017/2018	6.6	7.6	7.3	6.3	11.9	10.7	10.3	11.0	6.4	7.1	6.6	7.1	**8.24**	**16.60%**
2018/2019	8.5	8.1	10.1	7.1	9.3	7.7	6.3	6.1	6.6	5.0	7.5	7.6	**7.49**	**16.00%**
2019/2020	8.1	6.4	10.4	13.0	11.7	10.0	15.9	16.4	7.1	0.0	12.0	10.5	**11.00**	**20.80%**
2020/2021	**8.2**	**10.0**	**7.1**	**12.6**	**12.8**	**3.7**							**9.07**	**13.70%**

Manaia to Hāwera	July	August	September	October	November	December	January	February	March	April	May	June	Average YTD	Average Cost Recovery
2011/2012	6.8	7.8	10.3	9.3	8.8	9.3	8.4	9.0	8.5	9.9	8.8	7.8	**8.73**	**26.50%**
2012/2013	6.7	7.3	8.0	7.8	7.8	6.8	5.8	5.8	4.5	6.0	5.3	5.0	**6.40**	**16.30%**
2013/2014	4.2	4.0	6.0	3.6	5.0	4.1	4.8	3.3	2.4	2.5	2.8	3.4	**3.84**	**12.00%**
2014/2015	4.1	4.0	5.3	3.1	4.6	3.7	4.0	4.5	3.6	3.8	3.3	3.2	**3.93**	**11.08%**
2015/2016	5.3	3.1	5.6	5.8	6.1	5.8	6.4	6.3	6.1	6.5	6.9	6.9	**5.90**	**16.69%**
2016/2017	7.4	6.5	5.5	5.3	5.4	5.1	4.2	9.8	4.8	4.6	5.2	6.1	**5.83**	**16.43%**
2017/2018	5.6	3.3	3.8	2.8	3.0	3.4	3.5	2.1	3.3	2.8	2.3	3.0	**3.24**	**10.20%**
2018/2019	**2.9**	**3.0**	**1.0**	**3.0**	**1.8**	Service no longer recorded							**2.34**	**8.46%**

HĀWERA

Centennial Close, Hāwera [9 flats] Monthly and YTD Occupancy Figures

Nine Flats	Jul	Aug	Sept	Oct	Nov	Dec	Jan	Feb	Mar	Apr	May	Jun
Occupancy 11/12	9	9	9	9	9	9	9	9	9	9	9	9
Occupancy 12/13	9	9	9	9	9	8	8	8	7	7	7	7
Occupancy 13/14	7	7	7	7	8	8	9	9	9	9	9	9
Occupancy 14/15	8	8	8	9	9	9	9	9	9	9	9	9
Occupancy 15/16	9	9	8	8	9	9	9	9	9	9	9	9
Occupancy 16/17	9	9	9	9	9	9	9	9	9	9	9	9
Occupancy 17/18	9	9	9	9	9	9	9	8	9	9	9	9
Occupancy 18/19	9	9	9	9	9	9	9	9	9	9	9	9
Occupancy 19/20	9	9	9	9	9	9	9	9	9	9	9	9
Occupancy 20/21	**9**	**9**	**9**	**9**	**9**	**9**						
YTD Occupancy %	**100%**	**100%**	**100%**	**100%**	**100%**	**100%**						

Camellia Court, Hāwera [8 flats] Monthly and YTD Occupancy Figures

Eight Flats	Jul	Aug	Sept	Oct	Nov	Dec	Jan	Feb	Mar	Apr	May	Jun
Occupancy 11/12	7	7	7	7	7	7	7	8	7	7	7	7
Occupancy 12/13	7	7	7	7	7	7	7	5	7	7	7	8
Occupancy 13/14	8	8	8	8	7	7	7	7	6	6	7	7
Occupancy 14/15	7	7	7	7	7	8	8	8	8	8	8	8
Occupancy 15/16	7	7	6	7	7	8	8	8	8	8	8	7
Occupancy 16/17	7	8	8	8	8	8	8	8	8	8	7	7
Occupancy 17/18	7	7	8	8	8	8	8	8	8	8	8	8
Occupancy 18/19	8	8	8	8	8	8	8	8	8	8	8	8
Occupancy 19/20	8	8	8	8	8	8	8	8	8	8	8	**7**
Occupancy 20/21	**7**	**8**	**8**	**8**	**8**	**8**						
YTD Occupancy %	**88%**	**100%**	**100%**	**100%**	**100%**	**100%**						

Tainui Court, Hāwera [7 flats] Monthly and YTD Occupancy Figures

Seven Flats	Jul	Aug	Sept	Oct	Nov	Dec	Jan	Feb	Mar	Apr	May	Jun
Occupancy 11/12	7	7	7	7	7	7	7	7	7	7	7	7
Occupancy 12/13	7	7	7	7	7	7	7	7	7	7	7	7
Occupancy 13/14	7	7	7	7	7	7	7	7	7	7	7	7
Occupancy 14/15	7	7	7	7	7	7	7	7	6	5	5	7
Occupancy 15/16	7	7	7	7	7	7	7	7	6	6	7	7
Occupancy 16/17	7	7	7	7	7	7	7	7	7	6	6	7
Occupancy 17/18	7	7	7	7	7	7	6	6	7	7	7	7
Occupancy 18/19	7	7	7	7	7	7	7	7	7	7	7	7
Occupancy 19/20	7	7	7	6	6	6	7	7	7	7	7	**7**
Occupancy 20/21	**7**	**7**	**7**	**7**	**7**	**7**						
YTD Occupancy %	**100%**	**100%**	**100%**	**100%**	**100%**	**100%**						