


Top Bin Latch Tips!




The latches should be loosely looped around the bin handle.




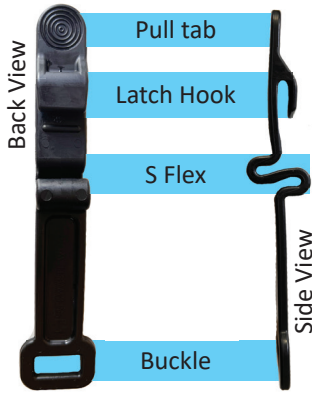
Only one latch per bin (it can go on either handle - you choose!) please don't put two latches on one bin as it won't open come collection time.

You need at least 2.5kg in your bin for the latch to release upon collection. For recycling bins, this typically means the bin must be more than ½ full. If you think you have less than this, either release the latch before it's collected or wait another week until you have more in your bin!



Scan this QR code to find out how easy it is to install your new bin latches, as well as some trouble shooting tips!

How to install your bin latch



The latch is designed to auto-release when the bin is emptied into the collection truck. Please ensure the bin lid is secured with the latch when your bin is placed on the kerbside for collection.