

He tauira ki ngā
Ratonga Parapara o
Taranaki ki te Tonga

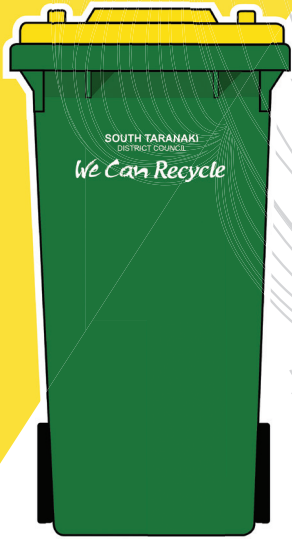
**Your Guide to South
Taranaki's Solid
Waste Services**

Another service brought to you
by your local District Council

Check your triangles...




He Kohinga Ipu Para Your kerbside collection



Hangarua Recycling

140L yellow lid wheelie bin

For clean paper, cardboard, plastics 1, 2 and 5, tin and aluminium cans to be taken to the Recycling Centre.



Ruapara Landfill

120L red lid wheelie bin

For general waste to be taken to the landfill.



Karaehe Glass

60L blue crate

For clean and unbroken glass bottles and jars to be recycled.



Para Tipu Greenwaste

Voluntary Subscription

240L green wheelie bin picked up fortnightly when residents have opted into this service.



Ruapara Landfill

120L red lid wheelie bin

For general waste to be taken to the landfill.

This bin is for any domestic waste that **can't be recycled**.

Please do not use it for: medical waste, hot ash, garden waste, recyclables, liquids, bricks, concrete, steel, sand and hazardous materials including oil, paint, chemicals and solvents.

TOP TIP

Please **recycle as much as you can** and avoid items that aren't compostable or recyclable, so that as little as possible goes to landfill.

What happens once my bin is emptied?

Items placed in your landfill bin get transported to Bonny Glen Landfill near Marton, and buried in the ground. Landfills also need to be managed to minimise effects on the environment, making them expensive to run.



Karaehe Glass

60L blue crate

For clean and unbroken glass bottles and jars to be recycled.

This crate is for **clean, unbroken bottles and jars**.

Please don't use it for: broken glass, drinking glasses, window glass, lightbulbs, Pyrex or cookware.

TOP TIP

Please only fill the crate to be level with the top and make sure it's a safe lifting weight - both for you and the collector!

What if I have more glass than fits in my crate?

You can either wait till the following week, or drop it off at one of the District's transfer stations for free.

What happens once my crate is emptied?

Glass bottles and jars are sorted into colour by collectors at the kerbside and stored in three separate sections in our glass recycling trucks.

Keeping glass separate from mixed recycling avoids the risk of broken glass fragments contaminating other recyclables, which means we can recycle more. Glass is infinitely recyclable and is used to make new bottles and jars.



Yes Please



Paper & cardboard
(flattened and
clean)



Egg cartons



Aluminium cans



Tin cans
(labels can stay on)



Milk bottles
(do not squash)



Clear soft drink
and water bottles



Plastic containers with numbers
1, 2 and 5 in a triangle



Hangarua Recycling

140L yellow lid wheelie bin

For clean paper, cardboard, plastics 1, 2 and 5, tin and aluminium cans to be recycled.

Check your
triangles...



This bin is for **plastics 1, 2 and 5** (check the triangle on the container), milk bottles, clear soft drink and water bottles, newspaper and cardboard, egg cartons, aerosol cans, tin cans and aluminium cans.

Please don't use it for: plastic bags, long life cartons, disposable coffee cups, polystyrene, food and garden waste, nappies, batteries, clothing, hazardous chemicals, shoes and textiles.

What if I have more recycling than fits in my bin?

You can either wait till the following week, or drop it off at one of the District's transfer stations for free.

What happens once my bin is emptied?

Recycling gets hand-sorted by people working at conveyor belts at our regional Resource Recovery Facility in New Plymouth, then compressed into bales and transported to a recycling processor where recycling material/products are turned into paper, boxes, tins, cans, containers and other plastic products. By recycling you help reduce greenhouse gas emissions, save energy, water and reduce the use of new resources.

Whakaritea ngā mea mā te hangarua

Preparing items for recycling

Top tips for sorting your hangarua (recycling)



1. EMPTY & RINSE
Remove all liquids and food scraps.



2. REMOVE LIDS
Place lids in the red landfill bin.



3. DON'T SQUASH
Leave bottles and containers unsquashed.

To make sure recyclables don't end up going to landfill, follow these easy steps:

- Check the triangle. See if your plastics are 1, 2 or 5.
- Empty and rinse out all your containers to remove the liquids and food scraps. Dirty containers will go to the landfill.
- Remove lids and place them in the general waste bin. Labels can stay on.
- Flatten cardboard to make more space in your recycling bin.
- Leave items loose and unbagged. Recyclables cannot be separated and plastic bags clog up our sorting machinery.
- Leave plastic bottles unsquashed so that our machinery can sort them.

Pukatonotono para me te hangarua

Rubbish and Recycling App



The App is a one-stop shop for everything you need to know about getting the most out of your Council provided kerbside rubbish and recycling service.


The App is free on Android or iPhone and can be found by searching 'STDC rubbish and recycling'.

The App functions include:

- Calendar reminders of when to put your bins and crate out.
- A-Z search of recyclable items.
- Advice on how to re-use your pre-loved items to avoid sending them to landfill.
- Notifications from Council when changes are made to the service.

Te ratonga tūao kōhi para a-nuku

Voluntary Greenwaste Kerbside Collection



240L green wheelie bin

For Greenwaste and a small amount of organic waste.

This service is a voluntary fortnightly collection using a 240L wheelie bin.

This bin can be used for greenwaste - prunings, lawn clippings, garden waste, leaves and a small amount of organic waste/food scraps - kitchen scraps, fruit and vegetables, dairy products, food soiled cardboard, paper and paper towels, serviettes and shredded paper, meat bones, fish, coffee grinds and tea bags.

Please don't use it for: flax, cabbage tree leaves, treated timber, saw dust, rubble, soil, human or animal waste, nappies, bioplastics, plastics, glass, cans, medical waste or liquids.

How do I opt in?

You are able to subscribe to this service if you are currently on the collection route.

All you need to do is buy the current subscription year's sticker and put it on your 240L Greenwaste wheelie bin. You can buy a sticker from the Council Administration Building, your local LibraryPlus or South Taranaki i-SITE Visitors Centre.

If you don't have a 240L wheelie bin, you can buy one for a fee, and it will be delivered to your door within 5 working days.

Don't forget your Gold Card as you get a 20% discount.

You'll get a magnetised calendar with the pick up dates highlighted that you can put on your fridge to remind you when to put your bin out. Your greenwaste collection day will always be the same day as your normal collection.

If you want to know more, including the current rate, give us a call on 0800 111 323.

What happens once my bin is emptied?

The greenwaste is collected by the contractor from the kerbside and transported to a processing facility where it is turned into compost.

Onepōpopo a-kāinga

Home Composting

Traditional composting is simply the method of breaking down organic materials (kitchen and garden waste) in a large container or heap. The decomposition occurs because of the action of naturally occurring bacteria and fungi. Small invertebrates, such as earthworms and millipedes, help to complete the process.

Composting can convert kitchen and garden waste into dark coloured soil in a matter of a few weeks or months. Traditional composting is only suitable for composting kitchen scraps if you have a good amount of garden prunings (including grass clippings, twigs, dry leaves and mulch). If you don't have much in the way of garden prunings, a worm farm would be a much better option.

What you can add to compost



Vege and fruit scraps



Seaweed



Fallen leaves
(in layers)



Coffee grounds



Soft stems



Dead flowers



Egg shells



Old newspapers



Grass cuttings
(in layers)



Sawdust
(not from treated wood)



Wood ash



Tea leaves and paper tea bags

Don't add to your compost



Bones



Diseased plants



Bread or cake



Animal manures



Fat



Magazines
(shiny-foiled)



Large branches



Weeds that have seeds or underground stems



Metals, plastic, glass



Meat and dairy products
(attracts rodents)



Sawdust from treated wood

Find out more - download our Guide

Download the free 'Your Guide to Composting' on www.southtaranaki.com

Other useful resources - head to www.compostcollective.org.nz/learn-online/ - it has a heap of useful information about composting at home!



Hei awhea taku rangi kohinga ipu para When's my collection day?

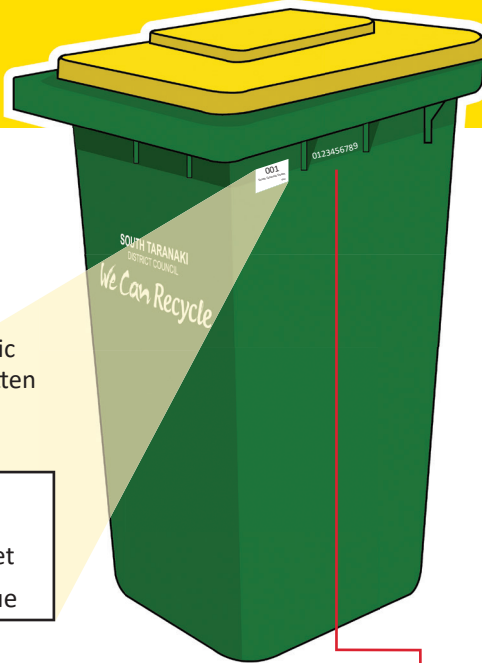
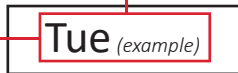
Check the sticker on the side of your bin

Your suite of bins (landfill, recycling and glass crate) are all collected from the kerbside once a week, on the same day.

Each recycling bin is assigned to a specific street address. Each bin's address is written on the sticker.



This is the day of the week for both your rubbish and recycling collections.



Every bin has its own unique number.

Hei atawhai āu ipu Taking care of your bins

- Wash your bins and crate regularly to keep them clean.
- Bins are assigned to the property, so you need to leave them if you move house.
- Contact us straight away about any lost, stolen or damaged bins and crates. Replacements may incur a fee.
- Feel free to decorate your bins with your address or sticker it.
- On windy days rubbish and recycling can get blown around and litter. Please refrain from putting the bin out if you think it might get blown over.

TOP TIP

The day on your sticker is the day for all your collections.

Me pēwhea koe e awhi?

How can you help?



Place bins at kerbside before 7.30am on collection day



Bins 50cm apart



Glass bin

- no glass above the top of the crate
- safe lifting weight for both you and the driver



Closed Lid

- no overflow
- no rubbish next to or on top of bins



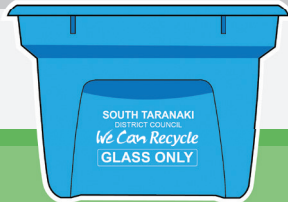
Single file on kerbside

- less than 50cm from kerb where possible
- make sure the handles are facing your property
- avoid blocking the footpath or entrances

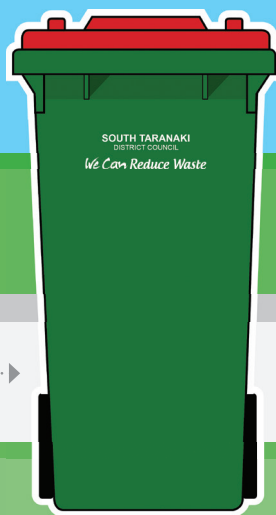


Away from obstructions

- Park bins at least 1 metre away from parked cars, poles and other obstructions




50cm



50cm



1m



HĀWERA

South Taranaki Transfer Station Hub

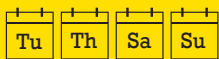
Scott Street, (06) 278 8404



Accepts domestic quantities of hazardous waste, Ewaste, batteries, whiteware and scrap metal.

ELTHAM

Pinny Drive



MANAIA

Hazard Street



ŌPUNAKĒ

Aytoun Street



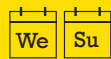
PĀTEA

Scotland Street



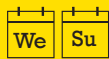
WAITŌTARA

Kells Street



WAVERLEY

Oturi/Station Roads



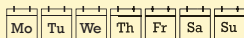
Teihana whakaneke parapara Transfer stations



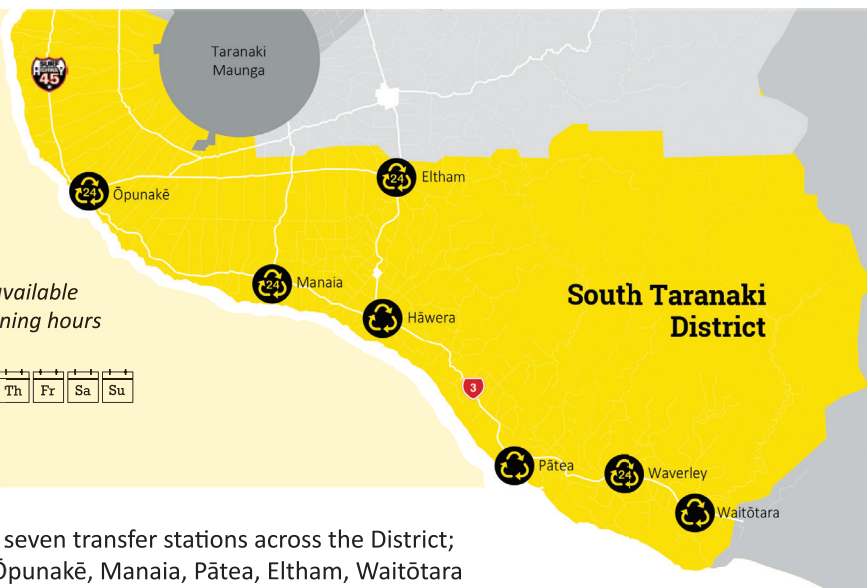
Recycling available 24/7



Recycling available during opening hours



Days open



There are seven transfer stations across the District; Hāwera, Ōpunakē, Manaia, Pātea, Eltham, Waitōtara and Waverley.

Transfer stations are closed on Christmas Day, New Years Day and Good Friday. Visit www.southtaranaki.com to find out the opening hours for each facility.

Anything that can go into your yellow lid recycling wheelie bin can be dropped off at any transfer station for free. Generally, everything else will incur a fee. You can find out what the charges are online at www.southtaranaki.com. Simply search 'transfer station fees' to be taken directly to that page.

Ngā pākiki

Frequently asked questions

My bins have gone missing - what should I do?

Please contact the Council on 0800 111 323 and you will be provided with a replacement. All bins have a code and address on the side.

One of my bins has been damaged - how can I get a replacement?

Please ring Council on 0800 111 323 and any bins that have been damaged by fair wear and tear will be replaced. If the bin has been willfully damaged, you will be charged for the cost of the replacement.

How do I get in touch with the contractor?

You need to contact the Council on 0800 111 323, visit our Administration Building or LibraryPlus Centre or visit www.southtaranaki.com and let us know of any problems. We will then pass this on to the contractor.

I live rurally, am I able to be included in the kerbside collection?

This is reviewed on a case-by-case basis. If you are on the collection route, or can take the bins to a designated pick up point, and are happy to pay the targeted rate, this will be considered. Please give us a call on 0800 111 323 and talk to our Solid Waste team to see if you are eligible.

Can my business or organisation opt in for the collection?

The collection is for domestic residents only and paid for through a targeted rate. If you want to set up collection for a business or organisation, please contact a local waste contractor.

How is this paid for?

This service is paid for by its users as a targeted rate. If you live within the designated collection zone, you can not opt out of this - but if you live rurally, you may be able to opt in.

What happens to my collection on public holidays?

Collections continue as normal over the holidays. Please put your bins out on your usual day at 7.30am.

My recycling bin has been tagged or I've received a postcard. What does this mean?

Council works with the contractors to provide quality recycling product through the kerbside collection. An auditor checks a number of recycling bins regularly and if the contents are considered contaminated, the auditor will leave a notice to let you know what you need to change next time. If the tag or card is red, it means your bin will not be collected due to high risk of ruining the other quality products.

Where can I find out more?

You can find out more by calling 0800 111 323 or visiting our website www.southtaranaki.com



Te Kaunihera o Taranaki ki Te Tonga
South Taranaki
District Council

Whakapā mai Contact Us

South Taranaki District Council

Phone: (06) 278 0555 or toll free on 0800 111 323

Email: contact@stdc.govt.nz

Website: www.southtaranaki.com

Other resources

You can also visit www.zerowastetaranaki.org.nz